

TRIVENI ENGINEERING & INDUSTRIES LIMITED


Regd. Office : A-44, Hosiery Complex, Phase-II Extension, Noida, Uttar Pradesh - 201 305
Corp. Office : 8th Floor, Express Trade Towers, 15-16, Sector-16A, Noida, Uttar Pradesh - 201 301
CIN : L15421UP1932PLC022174

Statement of Standalone Unaudited Financial Results for the Quarter and Nine Months ended December 31, 2024

(₹ in crores, except per share data)

Particulars	3 Months ended			9 Months ended		Year ended
	31/Dec/2024 (Unaudited)	30/Sep/2024 (Unaudited)	31/Dec/2023 (Unaudited)	31/Dec/2024 (Unaudited)	31/Dec/2023 (Unaudited)	31/Mar/2024 (Audited)
1 Revenue from operations	1548.00	1728.48	1553.38	4810.11	4601.62	6149.14
2 Other income	18.16	8.37	17.85	33.28	33.87	45.29
Total income	1566.16	1736.85	1571.23	4843.39	4635.49	6194.43
3 Expenses						
(a) Cost of materials consumed	1389.43	229.33	1345.87	2099.58	2179.60	3968.45
(b) Purchases of stock-in-trade	8.14	2.67	17.20	19.22	40.46	57.09
(c) Changes in inventories of finished goods, stock-in-trade and work-in-progress	(533.47)	967.19	(511.37)	943.73	598.67	(426.10)
(d) Excise duty on sale of goods	331.98	257.38	242.46	822.71	685.32	931.31
(e) Employee benefits expense	106.42	91.31	96.33	292.90	264.75	373.33
(f) Finance costs	6.28	13.18	4.34	43.79	31.02	46.96
(g) Depreciation and amortisation expense	30.44	30.05	26.16	89.14	77.18	104.12
(h) Other expenses	150.99	164.83	168.80	433.86	449.42	615.28
Total expenses	1490.21	1755.94	1389.79	4744.93	4326.42	5670.44
4 Profit/(loss) from continuing operations before exceptional items and tax	75.95	(19.09)	181.44	98.46	309.07	523.99
5 Exceptional items (net) - income/(expense)	-	-	-	-	-	-
6 Profit/(loss) from continuing operations before tax	75.95	(19.09)	181.44	98.46	309.07	523.99
7 Tax expense						
(a) Current tax	16.88	(4.33)	39.81	22.16	69.62	121.64
(b) Deferred tax	2.38	(0.58)	4.66	2.92	7.75	10.83
Total tax expense	19.26	(4.91)	44.47	25.08	77.37	132.47
8 Profit/(loss) from continuing operations after tax	56.69	(14.18)	136.97	73.38	231.70	391.52
9 Profit/(loss) from discontinued operations	-	-	-	-	-	-
10 Tax expense of discontinued operations	-	-	-	-	-	-
11 Profit/(loss) from discontinued operations (after tax)	-	-	-	-	-	-
12 Profit/(loss) for the period	56.69	(14.18)	136.97	73.38	231.70	391.52
13 Other comprehensive income						
A (i) Items that will not be reclassified to profit or loss	-	-	-	(5.34)	-	10.62
A (ii) Income tax relating to items that will not be reclassified to profit or loss	-	-	-	(0.61)	-	1.10
B (i) Items that will be reclassified to profit or loss	(1.00)	(0.20)	0.06	(1.10)	0.65	0.83
B (ii) Income tax relating to items that will be reclassified to profit or loss	(0.24)	(0.06)	0.01	(0.27)	0.16	0.21
Other comprehensive income for the period, net of tax	(0.76)	(0.14)	0.05	(5.56)	0.49	10.14
14 Total comprehensive income for the period	55.93	(14.32)	137.02	67.82	232.19	401.66
15 Paid up equity share capital (face value ₹ 1/-)	21.89	21.89	21.89	21.89	21.89	21.89
16 Other equity						2869.51
17 Earnings/(loss) per share of ₹ 1/- each (not annualised)						
(a) Basic (in ₹)	2.59	(0.65)	6.26	3.35	10.58	17.89
(b) Diluted (in ₹)	2.59	(0.65)	6.26	3.35	10.58	17.89

See accompanying notes to the standalone financial results




TRIVENI ENGINEERING & INDUSTRIES LIMITED

Standalone Unaudited Segment wise Revenue, Results, Assets and Liabilities for the Quarter and Nine Months ended December 31, 2024

(₹ in crores)

Particulars	3 Months ended			9 Months ended		Year ended
	31/Dec/2024 (Unaudited)	30/Sep/2024 (Unaudited)	31/Dec/2023 (Unaudited)	31/Dec/2024 (Unaudited)	31/Dec/2023 (Unaudited)	31/Mar/2024 (Audited)
1 Segment Revenue						
(a) Sugar & Allied Businesses						
Sugar	874.06	943.39	1027.03	2816.93	2930.36	3857.87
Distillery	652.87	663.07	549.71	1838.32	1632.10	2204.90
	1526.93	1606.46	1576.74	4655.25	4562.46	6062.77
(b) Engineering Businesses						
Power transmission	73.41	102.11	71.08	230.30	203.63	291.81
Water	49.18	39.89	52.90	139.72	178.35	244.07
	122.59	142.00	123.98	370.02	381.98	535.88
(c) Others	52.43	47.48	51.05	147.69	132.65	182.11
Total Segment revenue	1701.95	1795.94	1751.77	5172.96	5077.09	6780.76
Less : Inter segment revenue	153.95	67.46	198.39	362.85	475.47	631.62
Total Revenue from operations	1548.00	1728.48	1553.38	4810.11	4601.62	6149.14
2 Segment Results						
(a) Sugar & Allied Businesses						
Sugar	55.16	(28.32)	119.92	63.92	147.32	305.60
Distillery	5.65	(3.10)	37.42	22.13	138.90	180.86
	60.81	(31.42)	157.34	86.05	286.22	486.46
(b) Engineering Businesses						
Power transmission	23.65	38.50	26.46	80.35	73.72	107.09
Water	10.80	4.04	6.53	21.12	15.99	31.52
	34.45	42.54	32.99	101.47	89.71	138.61
(c) Others	(0.16)	(0.27)	(0.09)	(0.48)	(0.75)	(0.67)
Total Segment results	95.10	10.85	190.24	187.04	375.18	624.40
Less :						
(i) Finance costs	6.28	13.18	4.34	43.79	31.02	46.96
(ii) Exceptional items (net) - (income)/expense	-	-	-	-	-	-
(iii) Other unallocable expenditure net of unallocable income	12.87	16.76	4.46	44.79	35.09	53.45
Total Profit/(loss) before tax	75.95	(19.09)	181.44	98.46	309.07	523.99
3 Segment Assets						
(a) Sugar & Allied Businesses						
Sugar	2251.57	1717.05	2124.82	2251.57	2124.82	3131.15
Distillery	1263.60	1035.40	994.58	1263.60	994.58	1014.73
	3515.17	2752.45	3119.40	3515.17	3119.40	4145.88
(b) Engineering Businesses						
Power transmission	309.46	272.84	209.29	309.46	209.29	226.42
Water	409.02	389.74	382.67	409.02	382.67	372.60
	718.48	662.58	591.96	718.48	591.96	599.02
(c) Others	10.93	10.27	11.00	10.93	11.00	11.86
Total Segment assets	4244.58	3425.30	3722.36	4244.58	3722.36	4756.76
Add : Unallocable assets	379.24	422.35	561.27	379.24	561.27	252.87
Total Assets	4623.82	3847.65	4283.63	4623.82	4283.63	5009.63
4 Segment Liabilities						
(a) Sugar & Allied Businesses						
Sugar	401.46	102.73	454.22	401.46	454.22	302.84
Distillery	121.97	91.97	90.51	121.97	90.51	81.45
	523.43	194.70	544.73	523.43	544.73	384.29
(b) Engineering Businesses						
Power transmission	78.63	73.88	65.03	78.63	65.03	73.06
Water	133.62	124.80	160.35	133.62	160.35	152.77
	212.25	198.68	225.38	212.25	225.38	225.83
(c) Others	2.37	2.54	2.19	2.37	2.19	2.39
Total Segment liabilities	738.05	395.92	772.30	738.05	772.30	612.51
Add : Unallocable liabilities	953.92	575.81	690.90	953.92	690.90	1505.72
Total Liabilities	1691.97	971.73	1463.20	1691.97	1463.20	2118.23




TRIVENI ENGINEERING & INDUSTRIES LIMITED

Notes to the Standalone Unaudited Financial Results for the Quarter and Nine Months ended December 31, 2024

1. The above financial results have been prepared in accordance with the principles and procedures of the Indian Accounting Standards ('Ind AS') notified under section 133 of the Companies Act, 2013, Companies (Indian Accounting Standards) Rules, 2015 (as amended) and relevant guidelines issued by the Securities and Exchange Board of India (SEBI).
2. In view of the seasonality of the Sugar Business, the performance results may vary from quarter to quarter.
3. During the quarter, the Company has incorporated a new wholly owned subsidiary viz. Triveni Power Transmission Limited and subscribed to 3.13 crores equity shares of ₹ 2 each aggregating to ₹ 6.26 crores.
4. The Board at its meeting held on December 10, 2024 has, subject to necessary approvals, considered and approved a Composite Scheme of Arrangement amongst Triveni Engineering & Industries Limited ('TEIL'), Sir Shadi Lal Enterprises Limited ('SLEL') and Triveni Power Transmission Limited ('TPTL') and their respective shareholders and their respective creditors under Section 230 to 232 and other applicable provisions, if any, of the Companies Act, 2013 read with the rules made thereunder (the "Scheme") for amalgamation of SLEL into TEIL and demerger of Power Transmission Business ('PTB') of TEIL into TPTL. The approval/no-objection of Stock Exchanges to the Scheme on the application filed by the Company is awaited.
5. The figures of the previous period under various heads have been regrouped to the extent necessary.
6. The above unaudited standalone financial results of the Company for the quarter and nine months ended December 31, 2024 have been reviewed and recommended for adoption by the Audit Committee and approved by the Board of Directors of the Company at their respective meetings held on February 4, 2025. The Statutory Auditors have carried out a limited review of the above financial results.

For Triveni Engineering & Industries Limited



Place : Noida

Date : February 4, 2025

A handwritten signature in blue ink, appearing to read 'D Sawhney', written over a horizontal line.

Dhruv M. Sawhney
Chairman & Managing Director

TRIVENI ENGINEERING & INDUSTRIES LIMITED

Regd. Office : A-44, Hosiery Complex, Phase-II Extension, Noida, Uttar Pradesh - 201 305
Corp. Office : 8th Floor, Express Trade Towers, 15-16, Sector-16A, Noida, Uttar Pradesh - 201 301
CIN : L15421UP1932PLC022174

Statement of Consolidated Unaudited Financial Results for the Quarter and Nine Months ended December 31, 2024

(₹ in crores, except per share data)

Particulars	3 Months ended			9 Months ended		Year ended
	31/Dec/2024 (Unaudited)	30/Sep/2024 (Unaudited)	31/Dec/2023 (Unaudited)	31/Dec/2024 (Unaudited)	31/Dec/2023 (Unaudited)	31/Mar/2024 (Audited)
1 Revenue from operations	1600.30	1748.33	1553.64	4882.66	4603.28	6151.40
2 Other income	23.90	13.68	21.91	48.39	46.47	62.02
Total income	1624.20	1762.01	1575.55	4931.05	4649.75	6213.42
3 Expenses						
(a) Cost of materials consumed	1449.63	228.33	1345.87	2158.77	2179.60	3968.45
(b) Purchases of stock-in-trade	8.14	2.68	17.20	19.22	40.46	57.09
(c) Changes in inventories of finished goods, stock-in-trade and work-in-progress	(544.10)	987.61	(511.37)	953.52	598.67	(426.10)
(d) Excise duty on sale of goods	331.98	257.38	242.46	822.71	685.32	931.31
(e) Employee benefits expense	114.16	96.95	96.69	307.14	265.85	374.81
(f) Finance costs	10.55	16.38	6.47	53.34	37.49	55.50
(g) Depreciation and amortisation expense	33.02	32.14	26.16	94.05	77.18	104.12
(h) Other expenses	163.38	170.74	169.82	453.31	452.57	619.43
Total expenses	1566.76	1792.21	1393.30	4862.06	4337.14	5684.61
4 Profit/(loss) from continuing operations before share of profit/(loss) of joint ventures, exceptional items and tax	57.44	(30.20)	182.25	68.99	312.61	528.81
5 Share of profit/(loss) of joint ventures	0.12	(0.06)	(0.16)	0.07	(0.36)	0.18
6 Profit/(loss) from continuing operations before exceptional items and tax	57.56	(30.26)	182.09	69.06	312.25	528.99
7 Exceptional items (net) - income/(expense)	-	-	-	-	-	-
8 Profit/(loss) from continuing operations before tax	57.56	(30.26)	182.09	69.06	312.25	528.99
9 Tax expense						
(a) Current tax	17.16	(4.19)	40.02	22.82	70.41	122.65
(b) Deferred tax	(2.17)	(3.65)	4.67	(4.90)	7.72	11.18
Total tax expense	14.99	(7.84)	44.69	17.92	78.13	133.83
10 Profit/(loss) from continuing operations after tax	42.57	(22.42)	137.40	51.14	234.12	395.16
11 Profit/(loss) from discontinued operations	-	-	-	-	-	-
12 Tax expense of discontinued operations	-	-	-	-	-	-
13 Profit/(loss) from discontinued operations (after tax)	-	-	-	-	-	-
14 Profit/(loss) for the period	42.57	(22.42)	137.40	51.14	234.12	395.16
Profit/(loss) for the period attributable to :						
(a) Owners of the Company	48.12	(19.20)	137.40	60.19	234.12	395.16
(b) Non-controlling interests	(5.55)	(3.22)	-	(9.05)	-	-
15 Other comprehensive income						
A (i) Items that will not be reclassified to profit or loss	(0.99)	0.09	-	(6.24)	-	10.62
A (ii) Income tax relating to items that will not be reclassified to profit or loss	-	-	-	(0.61)	-	1.10
B (i) Items that will be reclassified to profit or loss	(1.00)	(0.20)	0.05	(1.10)	0.65	0.83
B (ii) Income tax relating to items that will be reclassified to profit or loss	(0.44)	(0.05)	0.01	(0.46)	0.16	0.21
Other comprehensive income for the period, net of tax	(1.55)	(0.06)	0.04	(6.27)	0.49	10.14
Other comprehensive income for the period, net of tax attributable to:						
(a) Owners of the Company	(1.25)	(0.09)	0.04	(6.00)	0.49	10.14
(b) Non-controlling interests	(0.30)	0.03	-	(0.27)	-	-
16 Total comprehensive income for the period	41.02	(22.48)	137.44	44.87	234.61	405.30
Total comprehensive income for the period attributable to:						
(a) Owners of the Company	46.87	(19.29)	137.44	54.19	234.61	405.30
(b) Non-controlling interests	(5.85)	(3.19)	-	(9.32)	-	-
17 Paid up equity share capital (face value ₹ 1/-)	21.89	21.89	21.89	21.89	21.89	21.89
18 Other equity						2879.01
19 Earnings per share of ₹ 1/- each (not annualised)						
(a) Basic (in ₹)	1.94	(1.02)	6.28	2.34	10.70	18.05
(b) Diluted (in ₹)	1.94	(1.02)	6.28	2.34	10.70	18.05

See accompanying notes to the consolidated financial results




TRIVENI ENGINEERING & INDUSTRIES LIMITED

Consolidated Unaudited Segment wise Revenue, Results, Assets and Liabilities for the Quarter and Nine Months ended December 31, 2024

(₹ in crores)

Particulars	3 Months ended			9 Months ended		Year ended
	31/Dec/2024 (Unaudited)	30/Sep/2024 (Unaudited)	31/Dec/2023 (Unaudited)	31/Dec/2024 (Unaudited)	31/Dec/2023 (Unaudited)	31/Mar/2024 (Audited)
1 Segment Revenue						
(a) Sugar & Allied Businesses						
Sugar	929.50	959.28	1027.03	2888.26	2930.36	3857.87
Distillery	652.83	669.44	549.71	1844.65	1632.10	2204.90
	1582.33	1628.72	1576.74	4732.91	4562.46	6062.77
(b) Engineering Businesses						
Power transmission	73.41	102.11	71.08	230.30	203.63	291.81
Water	49.12	40.04	53.16	140.21	180.01	246.33
	122.53	142.15	124.24	370.51	383.64	538.14
(c) Others	52.43	47.48	51.05	147.69	132.65	182.11
Total Segment revenue	1757.29	1818.35	1752.03	5251.11	5078.75	6783.02
Less : Inter segment revenue	156.99	70.02	198.39	368.45	475.47	631.62
Total Revenue from operations	1600.30	1748.33	1553.64	4882.66	4603.28	6151.40
2 Segment Results						
(a) Sugar & Allied Businesses						
Sugar	41.83	(35.40)	119.92	42.92	147.32	305.60
Distillery	2.84	(5.79)	37.42	16.33	138.90	180.86
	44.67	(41.19)	157.34	59.25	286.22	486.46
(b) Engineering Businesses						
Power transmission	23.65	38.50	26.46	80.35	73.72	107.09
Water	10.37	3.23	6.20	19.71	15.83	31.41
	34.02	41.73	32.66	100.06	89.55	138.50
(c) Others	(0.16)	(0.27)	(0.09)	(0.48)	(0.75)	(0.67)
Total Segment results	78.53	0.27	189.91	158.83	375.02	624.29
Less :						
(i) Finance costs	10.55	16.38	6.47	53.34	37.49	55.50
(ii) Exceptional items (net) - (income)/expense	-	-	-	-	-	-
(iii) Share of (profit)/loss of joint ventures	(0.12)	0.06	0.16	(0.07)	0.36	(0.18)
(iv) Other unallocable expenditure net of unallocable income	10.54	14.09	1.19	36.50	24.92	39.98
Total Profit/(loss) before tax	57.56	(30.26)	182.09	69.06	312.25	528.99
3 Segment Assets						
(a) Sugar & Allied Businesses						
Sugar	2320.47	1761.28	2124.82	2320.47	2124.82	3131.15
Distillery	1318.84	1093.44	994.58	1318.84	994.58	1014.73
	3639.31	2854.72	3119.40	3639.31	3119.40	4145.88
(b) Engineering Businesses						
Power transmission	309.46	272.84	209.29	309.46	209.29	226.42
Water	576.14	558.52	553.15	576.14	553.15	348.01
	885.60	831.36	762.44	885.60	762.44	574.43
(c) Others	10.93	10.27	11.00	10.93	11.00	11.86
Total Segment assets	4535.84	3696.35	3892.84	4535.84	3892.84	4732.17
Add : Unallocable assets	425.08	510.85	500.35	425.08	500.35	386.14
Total Assets	4960.92	4207.20	4393.19	4960.92	4393.19	5118.31
4 Segment Liabilities						
(a) Sugar & Allied Businesses						
Sugar	591.23	352.58	454.22	591.23	454.22	302.84
Distillery	140.47	111.09	90.51	140.47	90.51	81.45
	731.70	463.67	544.73	731.70	544.73	384.29
(b) Engineering Businesses						
Power transmission	78.63	73.88	65.03	78.63	65.03	73.06
Water	147.64	140.59	175.42	147.64	175.42	167.35
	226.27	214.47	240.45	226.27	240.45	240.41
(c) Others	2.37	2.54	2.19	2.37	2.19	2.39
Total Segment liabilities	960.34	680.68	787.37	960.34	787.37	627.09
Add : Unallocable liabilities	1157.53	724.47	777.11	1157.53	777.11	1590.32
Total Liabilities	2117.87	1405.15	1564.48	2117.87	1564.48	2217.41



TRIVENI ENGINEERING & INDUSTRIES LIMITED

Notes to the Consolidated Unaudited Financial Results for the Quarter and Nine Months ended December 31, 2024


- The above financial results have been prepared in accordance with the principles and procedures of the Indian Accounting Standards ('Ind AS') notified under section 133 of the Companies Act, 2013, Companies (Indian Accounting Standards) Rules, 2015 (as amended) and relevant guidelines issued by the Securities and Exchange Board of India (SEBI).
- In view of the seasonality of the Sugar Business, the performance results may vary from quarter to quarter.
- The Company is in the process of making final determination of fair values of the identified assets and liabilities of Sir Shadi Lal Enterprises Limited ('SSELEL'), a subsidiary of the Company, as per Ind AS 103 "Business Combinations", pending which the business combination has been accounted based on book values. The above financial results include the results of SSELEL for the period from June 21, 2024 to December 31, 2024 (i.e., for the period post becoming a subsidiary of the Company) and resultantly, the figures for the current periods are not comparable with previous periods.
- The Board at its meeting held on December 10, 2024 has, subject to necessary approvals, considered and approved a Composite Scheme of Arrangement amongst Triveni Engineering & Industries Limited ('TEIL'), Sir Shadi Lal Enterprises Limited ('SSELEL') and Triveni Power Transmission Limited ('TPTL') and their respective shareholders and their respective creditors under Section 230 to 232 and other applicable provisions, if any, of the Companies Act, 2013 read with the rules made thereunder (the "Scheme") for amalgamation of SSELEL into TEIL and demerger of Power Transmission Business ('PTB') of TEIL into TPTL. The approval/no-objection of Stock Exchanges to the Scheme on the application filed by the Company is awaited.
- The figures of the previous period under various heads have been regrouped to the extent necessary.
- The standalone unaudited financial results of the Company are available on the Company's website (www.trivenigroup.com), website of BSE (www.bseindia.com) and NSE (www.nseindia.com). Summarised standalone financial performance of the Company is as under :

(₹ in crores)

Particulars	3 Months ended			9 Months ended		Year ended
	31-Dec-2024 (Unaudited)	30-Sep-2024 (Unaudited)	31-Dec-2023 (Unaudited)	31-Dec-2024 (Unaudited)	31-Dec-2023 (Unaudited)	31-Mar-2024 (Audited)
Income from operations	1548.00	1728.48	1553.38	4810.11	4601.62	6149.14
Profit/(loss) before tax (after exceptional items)	75.95	(19.09)	181.44	98.46	309.07	523.99
Profit/(loss) after tax (after exceptional items)	56.69	(14.18)	136.97	73.38	231.70	391.52
Total comprehensive income	55.93	(14.32)	137.02	67.82	232.19	401.66

- The above unaudited consolidated financial results of the Company for the quarter and nine months ended December 31, 2024 have been reviewed and recommended for adoption by the Audit Committee and approved by the Board of Directors of the Company at their respective meetings held on February 4, 2025. The Statutory Auditors have carried out a limited review of the above financial results.

For Triveni Engineering & Industries Limited



Dhruv M. Sawhney
Chairman & Managing Director

Place : Noida

Date : February 4, 2025