

INDEPENDENT AUDITORS' LIMITED REVIEW REPORT ON UNAUDITED STANDALONE FINANCIAL RESULTS

To
The Board of Directors of
Triveni Engineering & Industries Limited

We have reviewed the accompanying Statement of unaudited standalone financial results of Triveni Engineering & Industries Limited ("the Company") for the quarter ended June 30, 2018 ("the Statement"), attached herewith, being submitted by the Company pursuant to the requirements of Regulation 33 of the SEBI (Listing Obligations and Disclosure Requirements) Regulations, 2015, read with SEBI Circular No CIR/CFD/FAC/62/2016 date July 5, 2016.


This Statement which is the responsibility of the Company's Management and approved by the Board of Directors, has been prepared in accordance with the recognition and measurement principles laid down in the Indian Accounting Standard 34 "Interim Financial Reporting" ("Ind AS 34"), prescribed under section 133 of the Companies Act, 2013 read with relevant rules issued thereunder and other accounting principles generally accepted in India. Our responsibility is to issue a report on the Statement based on our review.

We conducted our review of the Statement in accordance with the Standard on Review Engagements (SRE) 2410, *Review of Interim Financial Information Performed by the Independent Auditor of the Entity* issued by the Institute of Chartered Accountants of India. This standard requires that we plan and perform the review to obtain moderate assurance as to whether the Statements is free of material misstatement. A review is limited primarily to inquiries of company personnel and analytical procedures applied to financial data and thus provides less assurance than an audit. We have not performed an audit and, accordingly, we do not express an audit opinion.

Based on our review conducted as above, nothing has come to our attention that causes us to believe that the accompanying Statement of unaudited standalone financial results prepared in accordance with the applicable Indian Accounting Standards prescribed under section 133 of the Companies Act, 2013 read with relevant rules issued thereunder and other recognized accounting practices and policies has not disclosed the information required to be disclosed in terms of Regulation 33 of the SEBI (Listing Obligations and Disclosure Requirements) Regulations, 2015, read with SEBI Circular No CIR/CFD/FAC/62/2016 dated July 5, 2016, including the manner in which it is to be disclosed, or that it contains any material misstatement.

The unaudited standalone financial results of the Company for the quarter ended June 30, 2017 included in the Statement were reviewed by the predecessor auditors who issued their unmodified review report dated August 10, 2017. Our review report is not modified in respect of this matter.

For S S Kothari Mehta & Co.
Chartered Accountants
ICAI Registration No. 000756N



Harish Gupta
Partner
Membership No. 098336

Place: New Delhi
Dated: 01/08/2018

TRIVENI ENGINEERING & INDUSTRIES LIMITED

Regd. Office : Deoband, Distt. Saharanpur, Uttar Pradesh 247 554

Corp. Office : 8th Floor, Express Trade Towers, 15-16, Sector-16A, Noida, U.P - 201 301

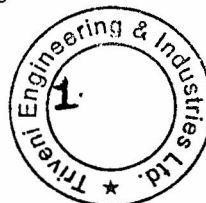
CIN : L15421UP1932PLC022174

Statement of Standalone Unaudited Financial Results for the Quarter ended June 30, 2018

(₹ in lakhs, except per share data)

Particulars	3 Months ended			Year ended
	30/Jun/2018 (Unaudited)	31/Mar/2018 (Audited) (refer note 3)	30/Jun/2017 (Unaudited)	31/Mar/2018 (Audited)
1 Revenue from operations (refer note 4)	70660	73479	84429	341238
2 Other income	532	713	240	2408
Total income	71192	74192	84669	343646
3 Expenses				
(a) Cost of materials consumed	54051	140429	17374	258145
(b) Purchases of stock-in-trade	475	577	366	1674
(c) Changes in inventories of finished goods, stock-in-trade and work-in-progress	(1783)	(79427)	43487	(866)
(d) Excise duty on sale of goods (refer note 4)	-	-	4168	4168
(e) Employee benefits expense	5098	5866	4461	20240
(f) Finance costs	2275	2067	3679	8534
(g) Depreciation and amortisation expense	1406	1395	1374	5537
(h) Off-season expenses (net) (refer note 2)	(3111)	7340	(4505)	-
(i) Other expenses	8608	10159	6122	30271
Total expenses	67019	88406	76526	327703
4 Profit/(loss) from continuing operations before exceptional items	4173	(14214)	8143	15943
5 Exceptional items (net) - income/(expense)	-	-	-	-
6 Profit/(loss) from continuing operations before tax	4173	(14214)	8143	15943
7 Tax expense				
(a) Current tax	913	(3492)	1768	3204
(b) Deferred tax	(124)	230	556	1765
Total tax expense	789	(3262)	2324	4969
8 Profit/(loss) from continuing operations after tax	3384	(10952)	5819	10974
9 Profit/(loss) from discontinued operations	-	-	-	-
10 Tax expense of discontinued operations	-	-	-	-
11 Profit/(loss) from discontinued operations (after tax)	-	-	-	-
12 Profit/(loss) for the period	3384	(10952)	5819	10974
13 Other comprehensive income				
A (i) Items that will not be reclassified to profit or loss	-	186	-	186
A (ii) Income tax relating to items that will not be reclassified to profit or loss	-	64	-	64
B (i) Items that will be reclassified to profit or loss	-	-	-	-
B (ii) Income tax relating to items that will be reclassified to profit or loss	-	-	-	-
Other comprehensive income for the period, net of tax	-	122	-	122
14 Total comprehensive income for the period	3384	(10830)	5819	11096
15 Paid up Equity Share Capital (face value ₹ 1/-)	2579	2579	2579	2579
16 Other Equity				85507
17 Earnings / (loss) per share of ₹ 1/- each (not annualised)				
(a) Basic (in ₹)	1.31	(4.25)	2.26	4.25
(b) Diluted (in ₹)	1.31	(4.25)	2.26	4.25

See accompanying notes to the standalone financial results




TRIVENI ENGINEERING & INDUSTRIES LIMITED

Standalone Unaudited Segment wise Revenue, Results, Assets and Liabilities for the Quarter ended June 30, 2018

(₹ in lakhs)

Particulars	3 Months ended			Year ended
	30/Jun/2018 (Unaudited)	31/Mar/2018 (Audited) (refer note 3)	30/Jun/2017 (Unaudited)	31/Mar/2018 (Audited)
1 Segment Revenue				
(a) Sugar Businesses				
Sugar	59622	58267	75906	299964
Co-Generation	5091	10116	3610	21516
Distillery	4196	3398	4201	11589
	68909	71781	83717	333069
(b) Engineering Businesses				
Gears	2075	4174	1391	11177
Water	3641	6746	3489	17567
	5716	10920	4880	28744
(c) Others	1526	1580	1307	6087
Total Segment revenue	76151	84281	89904	367900
Less : Inter segment revenue	5491	10802	5475	26662
Total Revenue from operations	70660	73479	84429	341238
2 Segment Results				
(a) Sugar Businesses				
Sugar	2327	(17977)	10545	11559
Co-Generation	2428	4743	1370	9890
Distillery	2159	2024	240	2674
	6914	(11210)	12155	24123
(b) Engineering Businesses				
Gears	410	1487	94	3142
Water	(206)	246	(329)	(1394)
	204	1733	(235)	1748
(c) Others	19	9	(16)	20
Total Segment results	7137	(9468)	11904	25891
Less :				
(i) Finance costs	2275	2067	3679	8534
(ii) Exceptional items (net) - (income)/expense	-	-	-	-
(iii) Other unallocable expenditure net of unallocable income	689	2679	82	1414
Total Profit/(loss) before tax	4173	(14214)	8143	15943
3 Segment Assets				
(a) Sugar Businesses				
Sugar	222839	216827	172378	216827
Co-Generation	13650	15914	14471	15914
Distillery	12049	12357	16225	12357
	248538	245098	203074	245098
(b) Engineering Businesses				
Gears	12496	14340	11532	14340
Water	21124	24230	21609	24230
	33620	38570	33141	38570
(c) Others	1699	1709	2185	1709
Total Segment assets	283857	285377	238400	285377
Add : Unallocable assets	10598	11297	8163	11297
Total Assets	294455	296674	246563	296674
4 Segment Liabilities				
(a) Sugar Businesses				
Sugar	71487	59554	9368	59554
Co-Generation	403	421	293	421
Distillery	964	836	366	836
	72854	60811	10027	60811
(b) Engineering Businesses				
Gears	2752	3346	1871	3346
Water	11465	12922	9425	12922
	14217	16268	11296	16268
(c) Others	1368	1359	1843	1359
Total Segment liabilities	88439	78438	23166	78438
Add : Unallocable liabilities	114545	130150	139811	130150
Total Liabilities	202984	208588	162977	208588




11

TRIVENI ENGINEERING & INDUSTRIES LIMITED

Notes to the Standalone Unaudited Financial Results for the Quarter ended June 30, 2018

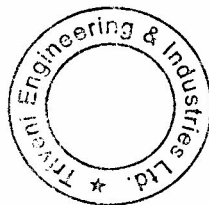
1. In view of the seasonality of the Sugar Business, the performance results may vary from quarter to quarter.
2. For the purpose of quarterly financial results, off-season expenses of sugar and co-generation units have been deferred for inclusion in the cost of production of the relevant products to be produced in the remaining part of the year.
3. The figures for the quarter ended March 31, 2018 are the balancing figures between the audited figures in respect of the full financial year ended on that date and published year to date figures upto the third quarter of the said financial year.
4. Goods and Services Tax ("GST") has been implemented with effect from July 1, 2017 and therefore, revenue from operations for the period thereafter are net of GST. Revenue from operations and expenses for the quarter ended June 30, 2017 being inclusive of excise duty are not comparable with corresponding figures for the quarter ended June 30, 2018.
5. Effective April 1, 2018, the Company has adopted Ind AS 115 "Revenue from Contracts with Customers" using the cumulative effect method. The standard is applied retrospectively only to contracts that are not completed as at the date of initial application and the comparative information is not restated. The adoption of the standard did not have any material impact on the financial results of the Company.
6. During the current quarter, the Company has incorporated a wholly owned subsidiary "Mathura Wastewater Management Pvt. Ltd." as a special purpose vehicle to execute a project awarded under Namami Gange Programme.
7. The above results were reviewed and recommended for adoption by the Audit Committee and approved by the Board of Directors of the Company at their respective meetings held on August 1, 2018. The statutory auditors have carried out a limited review of the above financial results.

For Triveni Engineering & Industries Limited



Dhruv M. Sawhney
Chairman & Managing Director

Place : Mysuru
Date : August 1, 2018



13.

INDEPENDENT AUDITORS' LIMITED REVIEW REPORT ON UNAUDITED CONSOLIDATED FINANCIAL RESULTS

To
The Board of Directors of
Triveni Engineering & Industries Limited

1. We have reviewed the accompanying Statement of Unaudited Consolidated Financial Results of Triveni Engineering & Industries Limited ("the Company") comprising its subsidiaries (together referred to as 'the Group') and its associates, for the quarter ended June 30, 2018 ("the Statement"), attached herewith, being submitted by the Company pursuant to the requirement of Regulation 33 of the SEBI (Listing Obligations and Disclosure Requirements) Regulations, 2015, as modified by Circular No CIR/CFD/FAC/62/2016 date July 5, 2016.
2. This Statement which is the responsibility of the Company's Management and approved by the Board of Directors, has been prepared in accordance with the recognition and measurement principles laid down in the Indian Accounting Standard 34 "Interim Financial Reporting" ("Ind AS 34"), prescribed under section 133 of the Companies Act, 2013 read with relevant rules issued thereunder and other accounting principles generally accepted in India. Our responsibility is to issue a report on the Statement based on our review.
3. The Statement includes the Financial Results of the following entities:
Subsidiaries:
 - a. Triveni Engineering Limited
 - b. Triveni Energy Systems Limited
 - c. Triveni Entertainment Limited
 - d. Triveni Sugar Limited
 - e. Triveni Industries Limited
 - f. Svastida Projects Limited
 - g. Mathura Wastewater Management Private LimitedAssociates:
 - a. Triveni Turbine Limited
 - b. Aqwise-Wise Water Technologies Limited
4. We conducted our review of the Statement in accordance with the Standard on Review Engagements (SRE) 2410, Review of Interim financial Information Performed by the Independent Auditor of the Entity issued by the Institute of Chartered Accountants of India. This standard requires that we plan and perform the review to obtain moderate assurance as to whether the Statements is free of material misstatement. A review is limited primarily to inquiries of Company personnel and analytical procedures applied to financial data and thus provides less assurance than an audit. We have not performed an audit and, accordingly, we do not express an audit opinion.
5. We did not review the Financial Statements/ financial information of seven subsidiaries included in the Statement, whose Financial Statements/ financial information reflect total revenue (including other income) of Rs. 1.02 Lakhs, Loss of Rs. 2.42 Lakhs for the quarter ended June 30, 2018. The Statement also includes the Group's share of net profit (before other comprehensive income) of Rs. 329 Lakhs and other comprehensive income / (loss) of Rs. (-) 37 Lakhs for the quarter ended June 30, 2018, in respect of one associate. The Company has not considered its share of income in respect of one associate for the quarter




S S KOTHARI MEHTA & CO

ended June 30, 2018, whose Financial Statements were not available for the said quarter and we have relied on the management representation that no significant transactions or events have occurred during the quarter ended June 30, 2018. The Financial Statements of the above mentioned subsidiaries and associate are unaudited and accordingly, our review report on the Statement in so far as it relates to the amounts included in respect of above mentioned companies is based solely on the unaudited Financial Statements/ financial information which have been furnished to us. Our review report is not modified in respect of this matter.

6. Based on our review conducted as above, nothing has come to our attention that causes us to believe that the accompanying Statement of unaudited consolidated financial results prepared in accordance with the applicable Indian Accounting Standards prescribed under section 133 of the Companies Act, 2013 read with relevant rules issued thereunder and other recognized accounting practices and policies has not disclosed the information required to be disclosed in terms of Regulation 33 of the SEBI (Listing Obligations and Disclosure Requirements) Regulations, 2015 read with SEBI Circular No CIR/CFD/FAC/62/2016 dated July 5, 2016, including the manner in which it is to be disclosed, or that it contains any material misstatement.
7. The unaudited consolidated financial results of the Company for the quarter ended June 30, 2017 included in the Statement were reviewed by the predecessor auditors who issued their unmodified review report dated August 10, 2017. Our review report is not modified in respect of this matter.

For S S Kothari Mehta & Co.
Chartered Accountants

ICAI Registration No. 000756N



Harish Gupta
Partner
Membership No. 098336

Place: New Delhi
Dated: 01/08/2018

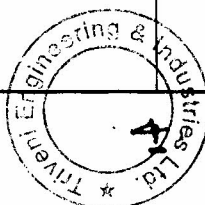
TRIVENI ENGINEERING & INDUSTRIES LIMITED
 Regd. Office : Deoband, Distt. Saharanpur, Uttar Pradesh 247 554
 Corp. Office : 8th Floor, Express Trade Towers, 15-16, Sector-16A, Noida, U.P - 201 301
 CIN : L15421UP1932PLC022174

Statement of Consolidated Unaudited Financial Results for the Quarter ended June 30, 2018

(₹ in lakhs, except per share data)

Particulars	3 Months ended			Year ended
	30/Jun/2018 (Unaudited)	31/Mar/2018 (Audited) (refer note 3)	30/Jun/2017 (Unaudited)	31/Mar/2018 (Audited)
1 Revenue from operations (refer note 4)	70661	73479	84429	341238
2 Other income	531	713	239	1544
Total income	71192	74192	84668	342782
3 Expenses				
(a) Cost of materials consumed	54051	140429	17374	258145
(b) Purchases of stock-in-trade	475	577	366	1674
(c) Changes in inventories of finished goods, stock-in-trade and work-in-progress	(1783)	(79427)	43487	(866)
(d) Excise duty on sale of goods (refer note 4)	-	-	4168	4168
(e) Employee benefits expense	5098	5866	4461	20240
(f) Finance costs	2275	2067	3679	8534
(g) Depreciation and amortisation expense	1406	1395	1374	5537
(h) Off-season expenses (net) (refer note 2)	(3111)	7340	(4505)	-
(i) Other expenses	8609	10174	6122	30288
Total expenses	67020	88421	76526	327720
4 Profit/(loss) from continuing operations before share of profit of associates, exceptional items and tax	4172	(14229)	8142	15062
5 Share of profit of associates	329	759	236	1822
6 Profit/(loss) from continuing operations before exceptional items and tax	4501	(13470)	8378	16884
7 Exceptional items (net) - income/(expense)	-	-	-	-
8 Profit/(loss) from continuing operations before tax	4501	(13470)	8378	16884
9 Tax expense				
(a) Current tax	913	(3491)	1768	3205
(b) Deferred tax	(124)	230	556	1765
Total tax expense	789	(3261)	2324	4970
10 Profit (loss) from continuing operations after tax	3712	(10209)	6054	11914
11 Profit/(loss) from discontinued operations	-	-	-	-
12 Tax expense of discontinued operations	-	-	-	-
13 Profit/(loss) from discontinued operations (after tax)	-	-	-	-
14 Profit/(loss) for the period	3712	(10209)	6054	11914
Profit/(loss) for the period attributable to :				
(i) Owners of the Company	3712	(10209)	6054	11914
(ii) Non-controlling interests	-	-	-	-
15 Other comprehensive income				
A (i) Items that will not be reclassified to profit or loss	-	193	-	193
A (ii) Income tax relating to items that will not be reclassified to profit or loss	-	64	-	64
B (i) Items that will be reclassified to profit or loss	(37)	(80)	6	(8)
B (ii) Income tax relating to items that will be reclassified to profit or loss	-	-	-	-
Other comprehensive income for the period, net of tax	(37)	49	6	121
Other comprehensive income for the period, net of tax attributable to:				
(i) Owners of the Company	(37)	49	6	121
(ii) Non-controlling interests	-	-	-	-
16 Total comprehensive income for the period	3675	(10160)	6060	12035
Total comprehensive income for the period attributable to:				
(i) Owners of the Company	3675	(10160)	6060	12035
(ii) Non-controlling interests	-	-	-	-
17 Paid up Equity Share Capital (face value ₹ 1/-)	2579	2579	2579	2579
18 Other Equity				92056
19 Earnings/(loss) per share of ₹ 1/- each (not annualised)				
(a) Basic (in ₹)	1.44	(3.96)	2.35	4.62
(b) Diluted (in ₹)	1.44	(3.96)	2.35	4.62

See accompanying notes to the consolidated financial results



TRIVENI ENGINEERING & INDUSTRIES LIMITED

Consolidated Unaudited Segment wise Revenue, Results, Assets and Liabilities for the Quarter ended June 30, 2018

(₹ in lakhs)

Particulars	3 Months ended			Year ended
	30/Jun/2018 (Unaudited)	31/Mar/2018 (Audited) (refer note 3)	30/Jun/2017 (Unaudited)	31/Mar/2018 (Audited)
1 Segment Revenue				
(a) Sugar Businesses				
Sugar	59622	58267	75906	299964
Co-Generation	5091	10116	3610	21516
Distillery	4196	3398	4201	11589
	68909	71781	83717	333069
(b) Engineering Businesses				
Gears	2075	4174	1391	11177
Water	3642	6746	3489	17567
	5717	10920	4880	28744
(c) Others	1526	1580	1307	6087
Total Segment revenue	76152	84281	89904	367900
Less : Inter segment revenue	5491	10802	5475	26662
Total Revenue from operations	70661	73479	84429	341238
2 Segment Results				
(a) Sugar Businesses				
Sugar	2327	(17977)	10545	11559
Co-Generation	2428	4743	1370	9890
Distillery	2159	2024	240	2674
	6914	(11210)	12155	24123
(b) Engineering Businesses				
Gears	410	1487	94	3142
Water	(206)	246	(329)	(1394)
	204	1733	(235)	1748
(c) Others	19	9	(16)	20
Total Segment results	7137	(9468)	11904	25891
Less :				
(i) Finance costs	2275	2067	3679	8534
(ii) Exceptional items (net) - (income)/expense	-	-	-	-
(iii) Share of (profit)/loss of associates	(329)	(759)	(236)	(1822)
(iv) Other unallocable expenditure net of unallocable income	690	2694	83	2295
Total Profit/(loss) before tax	4501	(13470)	8378	16884
3 Segment Assets				
(a) Sugar Businesses				
Sugar	222839	216827	172378	216827
Co-Generation	13650	15914	14471	15914
Distillery	12049	12357	16225	12357
	248538	245098	203074	245098
(b) Engineering Businesses				
Gears	12496	14340	11532	14340
Water	21124	24230	21609	24230
	33620	38570	33141	38570
(c) Others	1699	1709	2185	1709
Total Segment assets	283857	285377	238400	285377
Add : Unallocable assets	17437	17847	13976	17847
Total Assets	301294	303224	252376	303224
4 Segment Liabilities				
(a) Sugar Businesses				
Sugar	71487	59554	9368	59554
Co-Generation	403	421	293	421
Distillery	964	836	366	836
	72854	60811	10027	60811
(b) Engineering Businesses				
Gears	2752	3346	1871	3346
Water	11465	12922	9425	12922
	14217	16268	11296	16268
(c) Others	1368	1359	1843	1359
Total Segment liabilities	88439	78438	23166	78438
Add : Unallocable liabilities	114545	130151	139612	130151
Total Liabilities	202984	208589	162778	208589



TRIVENI ENGINEERING & INDUSTRIES LIMITED

Notes to the Consolidated Unaudited Financial Results for the Quarter ended June 30, 2018

1. In view of the seasonality of the Sugar Business, the performance results may vary from quarter to quarter.
2. For the purpose of quarterly financial results, off-season expenses of sugar and co-generation units have been deferred for inclusion in the cost of production of the relevant products to be produced in the remaining part of the year.
3. The figures for the quarter ended March 31, 2018 are the balancing figures between the audited figures in respect of the full financial year ended on that date and published year to date figures upto the third quarter of the said financial year.
4. Goods and Services Tax ("GST") has been implemented with effect from July 1, 2017 and therefore, revenue from operations for the period thereafter are net of GST. Revenue from operations and expenses for the quarter ended June 30, 2017 being inclusive of excise duty are not comparable with corresponding figures for the quarter ended June 30, 2018.
5. Effective April 1, 2018, the Company has adopted Ind AS 115 "Revenue from Contracts with Customers" using the cumulative effect method. The standard is applied retrospectively only to contracts that are not completed as at the date of initial application and the comparative information is not restated. The adoption of the standard did not have any material impact on the financial results of the Company.
6. During the current quarter, the Company has incorporated a wholly owned subsidiary "Mathura Wastewater Management Pvt. Ltd." as a special purpose vehicle to execute a project awarded under Namami Gange Programme.
7. The standalone unaudited results of the Company are available on the Company's website (www.trivenigroup.com), website of BSE (www.bseindia.com) and NSE (www.nseindia.com). Summarised standalone financial performance of the Company is as under :


(₹ in lakhs)


Particulars	3 Months Ended			Year Ended
	30-Jun-18 (Unaudited)	31-Mar-18 (Audited)	30-Jun-17 (Unaudited)	31-Mar-18 (Audited)
Revenue from operations	70660	73479	84429	341238
Profit/(loss) before tax	4173	(14214)	8143	15943
Profit/(loss) after tax	3384	(10952)	5819	10974
Total comprehensive income	3384	(10830)	5819	11096

8. The above results were reviewed and recommended for adoption by the Audit Committee and approved by the Board of Directors of the Company at their respective meetings held on August 1, 2018. The statutory auditors have carried out a limited review of the above financial results.

For Triveni Engineering & Industries Limited

Place : Mysuru
Date : August 1, 2018




Dhruv M. Sawhney
Chairman & Managing Director

TRIVENI ENGINEERING & INDUSTRIES LIMITED
 Regd. Office : Deoband, Distt. Saharanpur, Uttar Pradesh 247 554
 Corp. Office : 8th Floor, Express Trade Towers, 15-16, Sector-16A, Noida, U.P - 201 301
 Website : www.trivenigroup.com
 CIN : L15421UP1932PLC022174

Statement of Consolidated Unaudited Financial Results for the Quarter ended June 30, 2018

(₹ in lakhs, except per share data)

Particulars	3 Months ended		Year ended
	30-Jun-2018 (Unaudited)	30-Jun-2017 (Unaudited)	31-Mar-2018 (Audited)
Total Income from operations	70661	84429	341238
Net Profit for the period (before tax and Exceptional items)	4501	8378	16884
Net Profit for the period before tax (after Exceptional items)	4501	8378	16884
Net Profit for the period after tax (after Exceptional items)	3712	6054	11914
Total comprehensive income for the period [Comprising Profit for the period (after tax) and other comprehensive income (after tax)]	3675	6060	12035
Equity share capital	2579	2579	2579
Other equity			92056
Earnings per share of ₹ 1/- each (not annualised)			
(a) Basic (in ₹)	1.44	2.35	4.62
(b) Diluted (in ₹)	1.44	2.35	4.62

Notes :

1. Summarised Standalone Unaudited Financial Performance of the Company is as under :


(₹ in lakhs)

Particulars	3 Months ended		Year ended
	30-Jun-2018 (Unaudited)	30-Jun-2017 (Unaudited)	31-Mar-2018 (Audited)
Total Income from operations	70660	84429	341238
Profit before tax	4173	8143	15943
Profit after tax	3384	5819	10974
Total comprehensive income	3384	5819	11096

2. The above is an extract of the detailed format of Financial Results for the quarter ended June 30, 2018 filed with the Stock Exchanges under Regulation 33 of the SEBI (Listing and Other Disclosure Requirements) Regulations, 2015. The full format of the Financial Results for the quarter ended June 30, 2018 are available on the websites of Stock Exchange(s) (www.bseindia.com and www.nseindia.com) and on the website of Company (www.trivenigroup.com).
3. Goods and Services Tax ("GST") has been implemented with effect from July 1, 2017 and therefore, revenue from operations for the period thereafter are net of GST. Revenue from operations and expenses for the quarter ended June 30, 2017 being inclusive of excise duty are not comparable with corresponding figures for the quarter ended June 30, 2018.

For Triveni Engineering & Industries Limited

Place : Mysuru
 Date : August 1, 2018


 Dhruv M. Sawhney
 Chairman & Managing Director