

By E-filing

REF:TEIL:SE:

Date: 20th May, 2024

BSE Limited P.J. Tower, Dalal Street, Fort, MUMBAI - 400 001 Thru: BSE Listing Centre	National Stock Exchange of India Ltd., Exchange Plaza, Bandra-Kurla Complex, Bandra (E), MUMBAI - 400 051 Thru: NEAPS
STOCK CODE: 532356	STOCK CODE: TRIVENI
Sub: Outcome of the Board Meeting held on May 20, 2024 pursuant to Regulation 30 of the SEBI (LODR) Regulations, 2015 ('SEBI LODR Regulations')	

Dear Sirs,

In terms of Regulation 30 of the SEBI LODR Regulations, this is to inform you that the Board of Directors of the Company at their meeting held today i.e. May 20, 2024, has inter-alia considered and approved/recommended the following :-

1. Approved the audited stand -alone and consolidated financial results of the Company for the fourth quarter and financial year ended March 31, 2024.

Pursuant to Regulation 33 of SEBI LODR Regulations, we are enclosing the audited financial results (standalone and consolidated) of the Company for the fourth quarter and financial year ended March 31, 2024 along with Audit Reports of the Statutory Auditors of the Company thereon and the Newspaper publication being issued by the Company.

We hereby declare that M/s S.S. Kothari Mehta & Co. LLP (erstwhile M/s S.S. Kothari Mehta & Co.), Chartered Accountants (Firm Reg. No.: 00756N/N500441), the Statutory Auditors of the Company have issued Auditors Report with an unmodified opinion on the audited standalone and consolidated financial results of the Company for the financial year ended March 31, 2024.

2. Recommended a final dividend of 125% i.e. Rs.1.25 per fully paid-up equity share of the face value of Re.1/- each for the financial year ended March 31, 2024, subject to approval of the shareholders at the ensuing Annual General Meeting ('AGM'), and fixed **Friday, September 6, 2024** as the **Record Date** for purpose of ascertaining the entitlement of Members/Beneficial Owners to the said final dividend.

The final dividend, if declared at the AGM, shall be paid to the shareholders, subject to deduction of tax at source, within thirty days from the date of AGM.

Contd..2/-



: 2 :

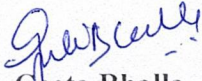
3. Approved the convening of 88th AGM of the Company on Friday, September 13, 2024 through Video Conferencing/ Other Audio Visual Means ("VC/OVAM").

The meeting of the Board commenced at 12 noon and concluded at 7:10 p.m.


You are requested to take the above on record and disseminate to all concerned.

Thanking you,

Yours faithfully,
For Triveni Engineering & Industries Ltd.



Geeta Bhalla
Group Vice President & Company Secretary
M.No.A9475



Encl: As above

INDEPENDENT AUDITOR'S REPORT on the Quarterly and Year to Date Audited Standalone Financial Results of the Triveni Engineering & Industries Limited Pursuant to Regulation 33 of the SEBI (Listing Obligations and Disclosure Requirements) Regulations, 2015, as amended

TO THE BOARD OF DIRECTORS OF TRIVENI ENGINEERING & INDUSTRIES LIMITED

Report on the audit of the Standalone Financial Results

Opinion

We have audited the accompanying statement of standalone financial results of **TRIVENI ENGINEERING & INDUSTRIES LIMITED** ("the Company"), for the quarter and year ended March 31, 2024, ("the Statement"), attached herewith, being submitted by the Company pursuant to the requirement of Regulation 33 of the SEBI (Listing Obligations and Disclosure Requirements) Regulations, 2015, as amended ("Listing Regulations").

In our opinion and to the best of our information and according to the explanations given to us this Statement:

- i. is presented in accordance with the requirements of Regulation 33 of the Listing Regulations in this regard; and
- ii. gives a true and fair view in conformity with the recognition and measurement principles laid down in the Indian Accounting Standards specified under section 133 of the Companies Act, 2013 ("the Act"), read with the Companies (Indian Accounting Standards) Rules, 2015 and other accounting principles generally accepted in India of the net profit and other comprehensive income and other financial information for the quarter and year ended March 31, 2024.

Basis for Opinion

We conducted our audit in accordance with the Standards on Auditing (SAs) specified under section 143(10) of the Act. Our responsibilities under those Standards are further described in the Auditor's Responsibilities for the Audit of the Standalone Financial Results section of our report. We are independent of the Company in accordance with the Code of Ethics issued by the Institute of Chartered Accountants of India together with the ethical requirements that are relevant to our audit of the Statement under the provisions of the Act and the Rules thereunder, and we have fulfilled our other ethical responsibilities in accordance with these requirements and the Code of Ethics. We believe that the audit evidence we have obtained is sufficient and appropriate to provide a basis for our opinion.

Management's Responsibilities for the Standalone Financial Results

This Statement has been prepared on the basis of the standalone financial statements. The Company's Board of Directors are responsible for the preparation of this Statement that give a true and fair view of the net profit and other comprehensive income and other financial information in accordance with the recognition and measurement principles laid down in Indian Accounting Standards prescribed under Section 133 of the Act read with relevant rules issued thereunder and other accounting

SS KOTHARI MEHTA & CO. LLP

CHARTERED ACCOUNTANTS

principles generally accepted in India and in compliance with Regulation 33 of the Listing Regulations. This responsibility also includes maintenance of adequate accounting records in accordance with the provisions of the Act for safeguarding of the assets of the Company and for preventing and detecting frauds and other irregularities; selection and application of appropriate accounting policies; making judgments and estimates that are reasonable and prudent; and design, implementation and maintenance of adequate internal financial controls that were operating effectively for ensuring the accuracy and completeness of the accounting records, relevant to the preparation and presentation of the Statement that give a true and fair view and are free from material misstatement, whether due to fraud or error.

In preparing the Statement, the Board of Directors are responsible for assessing the Company's ability to continue as a going concern, disclosing, as applicable, matters related to going concern and using the going concern basis of accounting unless the Board of Directors either intends to liquidate the Company or to cease operations, or has no realistic alternative but to do so.

The Board of Directors are also responsible for overseeing the Company's financial reporting process.

Auditor's Responsibilities for the Audit of the Standalone Financial Results

Our objectives are to obtain reasonable assurance about whether the Statement as a whole is free from material misstatement, whether due to fraud or error, and to issue an auditor's report that includes our opinion. Reasonable assurance is a high level of assurance, but is not a guarantee that an audit conducted in accordance with SAs will always detect a material misstatement when it exists. Misstatements can arise from fraud or error and are considered material if, individually or in the aggregate, they could reasonably be expected to influence the economic decisions of users taken on the basis of this Statement.

As part of an audit in accordance with SAs, we exercise professional judgment and maintain professional skepticism throughout the audit. We also:

- Identify and assess the risks of material misstatement of the Statement, whether due to fraud or error, design and perform audit procedures responsive to those risks, and obtain audit evidence that is sufficient and appropriate to provide a basis for our opinion. The risk of not detecting a material misstatement resulting from fraud is higher than for one resulting from error, as fraud may involve collusion, forgery, intentional omissions, misrepresentations, or the override of internal control.
- Obtain an understanding of internal control relevant to the audit in order to design audit procedures that are appropriate in the circumstances. Under Section 143(3)(i) of the Act, we are also responsible for expressing our opinion on whether the Company has adequate internal financial control with reference to financial statements in place and the operating effectiveness of such controls.
- Evaluate the appropriateness of accounting policies used and the reasonableness of accounting estimates and related disclosures made by the Board of Directors.
- Conclude on the appropriateness of the Board of Directors' use of the going concern basis of accounting and, based on the audit evidence obtained, whether a material uncertainty exists related to events or conditions that may cast significant doubt on the Company's ability to continue as a going concern. If we conclude that a material uncertainty exists, we are required to draw attention



SS KOTHARI MEHTA
& CO. LLP
CHARTERED ACCOUNTANTS

in our auditor's report to the related disclosures in the Statement or, if such disclosures are inadequate, to modify our opinion. Our conclusions are based on the audit evidence obtained up to the date of our auditor's report. However, future events or conditions may cause the Company to cease to continue as a going concern.

- Evaluate the overall presentation, structure and content of the Statement, including the disclosures, and whether the Statement represent the underlying transactions and events in a manner that achieves fair presentation.

We communicate with those charged with governance regarding, among other matters, the planned scope and timing of the audit and significant audit findings, including any significant deficiencies in internal control that we identify during our audit.

We also provide those charged with governance with a statement that we have complied with relevant ethical requirements regarding independence, and to communicate with them all relationships and other matters that may reasonably be thought to bear on our independence, and where applicable, related safeguards.

The Statement includes the results for the quarter ended March 31, 2024 being the balancing figure between the audited figures in respect of the full financial year ended March 31, 2024 and the published unaudited year to date figures up to the third quarter of the current financial year, which were subject to a limited review by us, as required under the Listing Regulations.

For **SS KOTHARI MEHTA & CO LLP**

Chartered Accountants

Firm Reg. No.: 00756N/N500441



Vijay Kumar

Partner

Membership No. - 092671

UDIN: 24092671BKFBOJ7361



Place: New Delhi

Date: May 20, 2024

TRIVENI ENGINEERING & INDUSTRIES LIMITED

Regd. Office : A-44, Hosiery Complex, Phase-II Extension, Noida, Uttar Pradesh - 201 305

Corp. Office : 8th Floor, Express Trade Towers, 15-16, Sector-16A, Noida, U.P - 201 301

CIN : L15421UP1932PLC022174

Statement of Standalone Audited Financial Results for the Quarter and Year ended March 31, 2024

(₹ in lakhs, except per share data)

Particulars	3 Months ended			Year ended	
	31/Mar/2024 (Audited) (refer note 7)	31/Dec/2023 (Unaudited)	31/Mar/2023 (Audited) (refer note 7)	31/Mar/2024 (Audited)	31/Mar/2023 (Audited)
1 Revenue from operations	154752	155338	181770	614914	630690
2 Other income	1142	1785	1730	4529	7915
Total income	155894	157123	183500	619443	638605
3 Expenses					
(a) Cost of materials consumed	178885	134587	183280	396845	395153
(b) Purchases of stock-in-trade	1663	1720	1272	5709	4624
(c) Changes in inventories of finished goods, stock-in-trade and work-in-progress	(102477)	(51137)	(79771)	(42610)	8872
(d) Excise duty on sale of goods	24599	24246	23573	93131	69326
(e) Employee benefits expense	10858	9633	9850	37333	34702
(f) Finance costs	1594	434	789	4696	4984
(g) Depreciation and amortisation expense	2694	2616	2447	10412	9348
(h) Other expenses	16586	16880	17134	61528	56277
Total expenses	134402	138979	158574	567044	583286
4 Profit/(loss) from continuing operations before exceptional items and tax	21492	18144	24926	52399	55319
5 Exceptional items (net) - income/(expense)	-	-	-	-	158594
6 Profit/(loss) from continuing operations before tax	21492	18144	24926	52399	213913
7 Tax expense					
(a) Current tax	5202	3981	5304	12164	19680
(b) Deferred tax	308	466	664	1083	1832
Total tax expense	5510	4447	5968	13247	21512
8 Profit/(loss) from continuing operations after tax	15982	13697	18958	39152	192401
9 Profit/ (loss) from discontinued operations	-	-	-	-	-
10 Tax expense of discontinued operations	-	-	-	-	-
11 Profit/ (loss) from discontinued operations (after tax)	-	-	-	-	-
12 Profit/(loss) for the period	15982	13697	18958	39152	192401
13 Other comprehensive income					
A (i) Items that will not be reclassified to profit or loss	1062	-	(485)	1062	(232)
A (ii) Income tax relating to items that will not be reclassified to profit or loss	110	-	(122)	110	(58)
B (i) Items that will be reclassified to profit or loss	18	6	151	83	(194)
B (ii) Income tax relating to items that will be reclassified to profit or loss	5	1	38	21	(49)
Other comprehensive income for the period, net of tax	965	5	(250)	1014	(319)
14 Total comprehensive income for the period	16947	13702	18708	40166	192082
15 Paid up Equity Share Capital (face value ₹ 1/-)	2189	2189	2189	2189	2189
16 Other Equity				286951	263750
17 Earnings/ (loss) per share of ₹ 1/- each (not annualised for the quarters)					
(a) Basic (in ₹)	7.30	6.26	8.04	17.89	80.08
(b) Diluted (in ₹)	7.30	6.26	8.04	17.89	80.08

See accompanying notes to the standalone financial results




TRIVENI ENGINEERING & INDUSTRIES LIMITED

Standalone Audited Segment wise Revenue, Results, Assets and Liabilities for the Quarter and Year ended March 31, 2024

(₹ in lakhs)

Particulars	3 Months ended			Year ended	
	31/Mar/2024 (Audited) (refer note 7)	31/Dec/2023 (Unaudited)	31/Mar/2023 (Audited) (refer note 7)	31/Mar/2024 (Audited)	31/Mar/2023 (Audited)
1 Segment Revenue					
(a) Sugar & Allied Businesses					
Sugar	92751	102703	117092	385787	436195
Distillery	57280	54971	59184	220490	186553
	150031	157674	176276	606277	622748
(b) Engineering Businesses					
Power transmission	8818	7108	7318	29181	22525
Water	6572	5290	11422	24407	34898
	15390	12398	18740	53588	57423
(c) Others	4946	5105	4191	18211	15936
Total Segment revenue	170367	175177	199207	678076	696107
Less : Inter segment revenue	15615	19839	17437	63162	65417
Total Revenue from operations	154752	155338	181770	614914	630690
2 Segment Results					
(a) Sugar & Allied Businesses					
Sugar	15828	11992	16389	30560	30583
Distillery	4196	3742	6516	18086	21232
	20024	15734	22905	48646	51815
(b) Engineering Businesses					
Power transmission	3337	2646	2553	10709	7644
Water	1553	653	1047	3152	2559
	4890	3299	3600	13861	10203
(c) Others	8	(9)	(157)	(67)	(801)
Total Segment results	24922	19024	26348	62440	61217
Less :					
(i) Finance costs	1594	434	789	4696	4984
(ii) Exceptional items (net) - (income)/expense	-	-	-	-	(158594)
(iii) Other unallocable expenditure net of unallocable income	1836	446	633	5345	914
Total Profit/(loss) before tax	21492	18144	24926	52399	213913
3 Segment Assets					
(a) Sugar & Allied Businesses					
Sugar	313115	212482	264700	313115	264700
Distillery	101473	99458	88468	101473	88468
	414588	311940	353168	414588	353168
(b) Engineering Businesses					
Power transmission	22642	20929	21071	22642	21071
Water	37260	38267	40087	37260	40087
	59902	59196	61158	59902	61158
(c) Others	1186	1100	1123	1186	1123
Total Segment assets	475676	372236	415449	475676	415449
Add : Unallocable assets	25287	56127	19121	25287	19121
Total Assets	500963	428363	434570	500963	434570
4 Segment Liabilities					
(a) Sugar & Allied Businesses					
Sugar	30284	45422	36871	30284	36871
Distillery	8145	9051	6953	8145	6953
	38429	54473	43824	38429	43824
(b) Engineering Businesses					
Power transmission	7306	6503	5711	7306	5711
Water	15277	16035	20095	15277	20095
	22583	22538	25806	22583	25806
(c) Others	239	219	592	239	592
Total Segment liabilities	61251	77230	70222	61251	70222
Add : Unallocable liabilities	150572	69090	98409	150572	98409
Total Liabilities	211823	146320	168631	211823	168631




TRIVENI ENGINEERING & INDUSTRIES LIMITED

Standalone Statement of Assets and Liabilities

(₹ in lakhs)

Particulars	As at 31/Mar/2024 (Audited)	As at 31/Mar/2023 (Audited)
ASSETS		
1 Non-current assets		
(a) Property, plant and equipment	150168	145441
(b) Capital work-in-progress	22570	2831
(c) Investment property	442	442
(d) Other intangible assets	205	250
(e) Financial assets		
(i) Investments	10251	5349
(ii) Trade receivables	82	211
(iii) Loans	2904	2903
(iv) Other financial assets	2047	1588
(f) Other non-current assets	4535	1983
	193204	160998
2 Current assets		
(a) Inventories	241993	199649
(b) Financial assets		
(i) Trade receivables	33653	38462
(ii) Cash and cash equivalents	7111	6895
(iii) Bank balance other than cash and cash equivalents	141	209
(iv) Loans	53	283
(v) Other financial assets	1095	1209
(c) Other current assets	23713	26865
	307759	273572
TOTAL - ASSETS	500963	434570
EQUITY AND LIABILITIES		
EQUITY		
(a) Equity share capital	2189	2189
(b) Other equity	286951	263750
	289140	265939
LIABILITIES		
1 Non-current liabilities		
(a) Financial liabilities		
(i) Borrowings	17124	14175
(ii) Lease liabilities	757	1228
(b) Provisions	1540	2219
(c) Deferred tax liabilities (net)	12054	10840
(d) Other non-current liabilities	1683	1962
	33158	30424
2 Current liabilities		
(a) Financial liabilities		
(i) Borrowings	115337	68068
(ii) Lease liabilities	540	569
(iii) Trade payables		
- total outstanding dues of micro enterprises and small enterprises	823	862
- total outstanding dues of creditors other than micro enterprises and small enterprises	34823	40598
(iv) Other financial liabilities	8873	7872
(b) Other current liabilities	12519	15709
(c) Provisions	4522	4429
(d) Current tax liabilities (net)	1228	100
	178665	138207
TOTAL- EQUITY AND LIABILITIES	500963	434570




TRIVENI ENGINEERING & INDUSTRIES LIMITED

Standalone Statement of Cash Flows

(₹ in lakhs)

Particulars	Year ended 31/Mar/2024 (Audited)	Year ended 31/Mar/2023 (Audited)
Cash flows from operating activities		
Profit before tax	52399	213913
Adjustments for :		
Depreciation and amortisation expense	10412	9348
Bad debts written off - trade receivables carried at amortised cost	157	434
Bad debts written off - other financial assets carried at amortised cost	11	999
Impairment loss allowance on trade receivables and other financial assets (net of reversals)	127	(1427)
Bad debts written off - non financial assets	24	12
Impairment loss allowance on non financial assets (net of reversals)	(28)	(46)
Provision for non moving/obsolete inventory (net of reversals)	55	(32)
Loss on sale/write off of inventory	11	52
Net fair value (gains)/losses on investments	3	(14)
Mark-to-market (gains)/losses on derivatives	53	76
Credit balances written back	(460)	(213)
Financial guarantee commission income	(31)	(23)
Exceptional items - profit upon divestment in equity shares	-	(158594)
Unrealised (gains)/losses from changes in foreign exchange rates	(9)	14
Loss on sale/write off/impairment of property, plant and equipment	53	164
Net (profit)/loss on sale/redemption of investments	(9)	(10)
Interest income	(1862)	(4170)
Dividend income	(7)	(1100)
Finance costs	4696	4984
Working capital adjustments :		
Change in inventories	(42410)	4017
Change in trade receivables	4641	(12276)
Change in other financial assets	139	(457)
Change in other assets	3216	(1285)
Change in trade payables	(5374)	6507
Change in other financial liabilities	(278)	(123)
Change in other liabilities	(3045)	5193
Change in provisions	(670)	(1763)
Cash generated from/(used in) operations	21814	64180
Income tax paid (net)	(11516)	(20986)
Net cash inflow/(outflow) from operating activities	10298	43194
Cash flows from investing activities		
Purchase of property, plant and equipment and intangible assets	(35656)	(23587)
Proceeds from sale of property, plant and equipment	96	40
Investments in joint ventures	(250)	-
Investments (other than subsidiaries, associates and joint ventures)	(3500)	-
Proceeds from disposal of investment in associate	-	159300
Proceeds from disposal/redemption of investments (other than subsidiaries, associates and joint ventures)	21	43
Loan to subsidiaries	-	(1200)
Repayment of loan by subsidiaries	225	75
Decrease/(increase) in deposits with banks	33	180
Interest received	1504	3938
Dividend received	7	1100
Net cash inflow/(outflow) from investing activities	(37520)	139889
Cash flows from financing activities		
Proceeds from long term borrowings	13644	4224
Repayments of long term borrowings	(15972)	(13698)
Increase/(decrease) in short term borrowings	52300	(58404)
Interest paid (other than on lease liabilities)	(4872)	(4914)
Payment of lease liabilities (interest portion)	(127)	(148)
Payment of lease liabilities (principal portion)	(563)	(1513)
Buy-back of equity shares	-	(80000)
Buy-back costs	(7)	(606)
Tax paid on buy-back of equity shares	-	(18116)
Dividend paid	(16965)	(4835)
Net cash inflow/(outflow) from financing activities	27438	(178010)
Net increase/(decrease) in cash and cash equivalents	216	5073
Cash and cash equivalents at the beginning of the year	6895	1822
Cash and cash equivalents at the end of the year	7111	6895




TRIVENI ENGINEERING & INDUSTRIES LIMITED

Notes to the Standalone Audited Financial Results for the Quarter and Year ended March 31, 2024

1. The above financial results have been prepared in accordance with the principles and procedures of the Indian Accounting Standards ('Ind AS') notified under section 133 of the Companies Act, 2013, Companies (Indian Accounting Standards) Rules, 2015 (as amended) and relevant guidelines issued by the Securities and Exchange Board of India (SEBI).
2. In view of the seasonality of the Sugar Business, the performance results may vary from quarter to quarter.
3. The Company has acquired 25.43% paid-up equity share capital of Sir Shadi Lal Enterprises Limited (SSLEL) on March 11, 2024 from certain members of the promoter group of SSLEL, under a share purchase agreement dated January 30, 2024. With an intention to acquire control of the Company pursuant to and in compliance with Regulations 3(1) and 4 of the SEBI (Substantial Acquisition of Shares and Takeovers) Regulations, 2011, as amended, the Company has made an open offer on January 30, 2024 for acquisition of 26% of the outstanding paid-up equity share capital of SSLEL, which is in progress as at the year end.
4. Exceptional income of ₹ 158594 lakhs during the previous financial year represents profit on divestment of entire equity stake in an associate company, Triveni Turbine Limited.
5. The Board of Directors of the Company has recommended a final dividend of 125% (₹ 1.25 per equity share of the face value of ₹ 1 each) for the financial year 2023-24, which is subject to the shareholder's approval in the ensuing annual general meeting. During the year, the Company had paid an interim dividend of 225% (₹ 2.25 per equity share of the face value of ₹ 1 each) and a special dividend of 225% (₹ 2.25 per equity share of the face value of ₹ 1 each).
6. In compliance with the SEBI Circular No. SEBI/HODDHS/DDHS-RACPOD1/CIR/2023/172 dated October 19, 2023, applicable to large corporate borrowers, the details of the financial year ended March 31, 2024 are as under:


Sl. No.	Particulars	Amount (₹ in lakhs)
1	Outstanding qualified borrowings at the start of the financial year	29911
2	Outstanding qualified borrowings at the end of the financial year	27551
3	Highest credit rating of the Company related to the unsupported bank borrowings or plain vanilla bonds, which have no structuring / support built in	ICRA AA+
4	Incremental borrowing done during the year (qualified borrowing)	13500
5	Borrowings by way of issuance of debt securities during the year	Nil

7. The figures of the quarter ended March 31, 2024 and March 31, 2023 are the balancing figures between the audited figures in respect of the full financial year and the published unaudited year to date figures upto the third quarter of the respective financial year(s), which were subjected to a limited review by the Statutory Auditors of the Company.
8. The figures of the previous year under various heads have been regrouped to the extent necessary.



9. The above audited standalone financial results of the Company for the quarter and year ended March 31, 2024 have been reviewed and recommended for adoption by the Audit Committee and approved by the Board of Directors of the Company at their respective meetings held on May 20, 2024. The results have been subjected to audit by the Statutory Auditors of the Company pursuant to Regulation 33 of the SEBI (Listing Obligations and Disclosure Requirements) Regulations, 2015, as amended, who have issued an unmodified opinion on the same.

For Triveni Engineering & Industries Limited



Dhruv M. Sawhney
Chairman & Managing Director



Place : Noida

Date : May 20, 2024

INDEPENDENT AUDITOR'S REPORT on the Quarterly and Year to Date Audited Consolidated Financial Results of the Triveni Engineering & Industries Limited Pursuant to Regulation 33 of the SEBI (Listing Obligations and Disclosure Requirements) Regulations, 2015, as amended

TO THE BOARD OF DIRECTORS OF TRIVENI ENGINEERING & INDUSTRIES LIMITED

Report on the audit of the Consolidated Financial Results

Opinion

We have audited the accompanying statement of Consolidated Financial Results of **Triveni Engineering & Industries Limited** (hereinafter referred to as the "Holding Company") and its subsidiaries (Holding Company and its subsidiaries together referred to as "the Group") and its share of the net profit after tax and total comprehensive income of its joint venture for the quarter and year ended March 31, 2024, ("the Statement"), being submitted by the Holding Company pursuant to the requirement of Regulation 33 of the SEBI (Listing Obligations and Disclosure Requirements) Regulations, 2015, as amended ("Listing Regulations").

In our opinion and to the best of our information and according to the explanations given to us, and based on the consideration of the audit reports of the other auditors on separate financial statements of subsidiaries referred to in other matters paragraph below, the Statement:

- a. includes the results of the following entities:
 - I. **Subsidiaries –**
 - a. Triveni Engineering Limited
 - b. Triveni Energy Systems Limited
 - c. Triveni Entertainment Limited
 - d. Triveni Sugar Limited
 - e. Triveni Industries Limited
 - f. Svastida Projects Limited
 - g. United Shippers & Dredgers Limited
 - h. Gaurangi Enterprises Limited
 - i. Mathura Wastewater Management Private Limited
 - j. Pali ZLD Private Limited
 - II. **Joint Venture -**
 - a. Triveni Sports Private Limited (w.e.f. June 6, 2023)
- b. is presented in accordance with the requirements of Regulation 33 of the Listing Regulations; and
- c. gives a true and fair view, in conformity with the recognition and measurement principles laid down in the Indian Accounting Standards prescribed under section 133 of the Companies Act, 2013 ("the Act") read with the Companies (Indian Accounting Standards) Rules, 2015, and other accounting principles generally accepted in India, of the consolidated net profit after tax and other comprehensive income and other financial information of the Group and its share of the net profit after tax and total comprehensive income of its joint venture for the quarter and year ended March 31, 2024.



Basis for Opinion

We conducted our audit in accordance with the Standards on Auditing (SAs) specified under section 143(10) of the Act. Our responsibilities under those Standards are further described in the Auditor's Responsibilities for the Audit of the Consolidated Financial Results section of our report. We are independent of the Group and its joint venture in accordance with the Code of Ethics issued by the Institute of Chartered Accountants of India together with the ethical requirements that are relevant to our audit of the financial statements under the provisions of the Act and the Rules thereunder, and we have fulfilled our other ethical responsibilities in accordance with these requirements and the Code of Ethics. We believe that the audit evidence obtained by us and other auditors in terms of their reports referred to in "Other Matters" paragraph below, is sufficient and appropriate to provide a basis for our opinion.

Management's Responsibilities for the Consolidated Financial Results

The Statement has been prepared on the basis of consolidated annual financial statements.

The Holding Company's Board of Directors are responsible for the preparation and presentation of this Statement that give a true and fair view of the net profit and other comprehensive income and other financial information of the Group and its joint venture in accordance with, the applicable accounting standards prescribed under Section 133 of the Act read with relevant rules issued thereunder and other accounting principles generally accepted in India and in compliance with Regulation 33 of the Listing Regulations.

The respective Board of Directors of the companies included in the Group and of its joint venture, are responsible for maintenance of adequate accounting records in accordance with the provisions of the Act, for safeguarding of the assets of the Group and its joint venture and for preventing and detecting frauds and other irregularities; selection and application of appropriate accounting policies; making judgments and estimates that are reasonable and prudent; and design, implementation and maintenance of adequate internal financial controls, that were operating effectively, for ensuring the accuracy and completeness of the accounting records, relevant to the preparation and presentation of the Statement, that give a true and fair view and are free from material misstatement, whether due to fraud or error which have been used for the purpose of preparation of the Statement by the Directors of the Holding Company, as aforesaid.

In preparing the Statement, the respective Board of Directors of the companies included in the Group and of its joint venture are responsible for assessing the ability of the Group and its joint venture to continue as a going concern, disclosing, as applicable, matters related to going concern and using the going concern basis of accounting, unless the respective Board of Directors either intends to liquidate the Group and its joint venture or to cease operations, or has no realistic alternative but to do so.

The respective Board of Directors of the companies included in the Group and of its joint venture are responsible for overseeing the financial reporting process of the respective companies of the Group and its joint venture.



Auditor's Responsibilities for the Audit of the Consolidated Financial Results

Our objectives are to obtain reasonable assurance about whether the Statement as a whole are free from material misstatement, whether due to fraud or error, and to issue an auditor's report that includes our opinion. Reasonable assurance is a high level of assurance, but is not a guarantee that an audit conducted in accordance with SAs will always detect a material misstatement when it exists. Misstatements can arise from fraud or error and are considered material if, individually or in the aggregate, they could reasonably be expected to influence the economic decisions of users taken on the basis of the Statement.

As part of an audit in accordance with SAs, we exercise professional judgment and maintain professional skepticism throughout the audit. We also:

- Identify and assess the risks of material misstatement of the Statement, whether due to fraud or error, design and perform audit procedures responsive to those risks, and obtain audit evidence that is sufficient and appropriate to provide a basis for our opinion. The risk of not detecting a material misstatement resulting from fraud is higher than for one resulting from error, as fraud may involve collusion, forgery, intentional omissions, misrepresentations, or the override of internal control.
- Obtain an understanding of internal control relevant to the audit in order to design audit procedures that are appropriate in the circumstances. Under Section 143(3) (i) of the Act, we are also responsible for expressing our opinion on whether the Group and its joint venture has adequate internal financial controls with reference to financial statements in place and the operating effectiveness of such controls.
- Evaluate the appropriateness of accounting policies used and the reasonableness of accounting estimates and related disclosures made by the Board of Directors.
- Conclude on the appropriateness of the Board of Directors' use of the going concern basis of accounting and, based on the audit evidence obtained, whether a material uncertainty exists related to events or conditions that may cast significant doubt on the ability of the Group and its joint venture to continue as a going concern. If we conclude that a material uncertainty exists, we are required to draw attention in our auditor's report to the related disclosures in the Statement or, if such disclosures are inadequate, to modify our opinion. Our conclusions are based on the audit evidence obtained up to the date of our auditor's report. However, future events or conditions may cause the Group and its joint venture to cease to continue as a going concern.
- Evaluate the overall presentation, structure and content of the Statement, including the disclosures, and whether the Statement represent the underlying transactions and events in a manner that achieves fair presentation.
- Obtain sufficient appropriate audit evidence regarding the financial results/financial information of the entities within the Group and its joint venture to express an opinion on the Statement. We are responsible for the direction, supervision and performance of the audit of financial information of such entities included in the Statement of which we are the independent auditors. For the other entities included in the Statement, which have been audited by other auditors, such other auditors remain responsible for the direction, supervision and performance of the audits carried out by them. We remain solely responsible for our audit opinion.



SS KOTHARI MEHTA
& CO. LLP
CHARTERED ACCOUNTANTS

We communicate with those charged with governance of the Holding Company and such other entities included in the consolidated financial statements of which we are the independent auditors regarding, among other matters, the planned scope and timing of the audit and significant audit findings, including any significant deficiencies in internal control that we identify during our audit.

We also provide those charged with governance with a Statement that we have complied with relevant ethical requirements regarding independence, and to communicate with them all relationships and other matters that may reasonably be thought to bear on our independence, and where applicable, related safeguards.

We also performed procedures in accordance with the circular issued by the SEBI under Regulation 33(8) of the Listing Regulations, to the extent applicable.

Other Matters

The Statement includes the audited financial results of eight subsidiaries, whose financial statements reflect total assets of Rs. 2215.89 lacs as at March 31, 2024, total revenue (including other income) of Rs. 0.67 lacs and Rs. 2.94 lacs and total net loss after tax of Rs. 4.43 lacs and Rs. 11.25 lacs, total comprehensive income of Rs. (-) 4.43 lacs and Rs. (-) 11.25 lacs for the quarter and year ended March 31, 2024 respectively and net cash inflows of Rs. 3.11 lacs for the year ended March 31, 2024 as considered in the Statement. These financial statements have been audited by the other auditors whose reports have been furnished to us by the management and our opinion on the consolidated financial statements, in so far as it relates to the amounts and disclosures included in respect of aforesaid subsidiaries is based solely on the report of other auditors.

The Statement also includes the Group's share of net profit after tax of Rs. 52.92 lacs and Rs. 17.58 lacs and total comprehensive income of Rs. 52.92 lacs and Rs. 17.58 lacs for the quarter and year ended March 31, 2024 respectively, in respect of the joint venture. The financial statements of the joint venture have been audited by the other auditor whose report have been furnished to us by the management and our opinion on the consolidated financial statements, in so far as it relates to the amounts and disclosures included in respect of aforesaid joint venture is based solely on the report of other auditor.

Our opinion on the Statement is not modified in respect of the above matters with respect to our reliance on the work done and the reports of the other auditors.

The Statement includes the results for the quarter ended March 31, 2024 being the balancing figure between the audited figures in respect of the full financial year ended March 31, 2024 and the published unaudited year to date figures up to the end of third quarter of the current financial year, which were subject to limited review by us, as required under the Listing Regulations.

For **SS KOTHARI MEHTA & CO LLP**

Chartered Accountants

Firm Reg. No.: 00756N/N500441


Vijay Kumar

Partner

Membership No. - 092671

UDIN: 24092671BKFBOM6636

Place: New Delhi

Date: May 20, 2024



TRIVENI ENGINEERING & INDUSTRIES LIMITED
 Regd. Office : A-44, Hosiery Complex, Phase-II Extension, Noida, Uttar Pradesh - 201 305
 Corp. Office : 8th Floor, Express Trade Towers, 15-16, Sector-16A, Noida, U.P - 201 301
 CIN : L15421UP1932PLC022174

Statement of Consolidated Audited Financial Results for the Quarter and Year ended March 31, 2024

(₹ in lakhs, except per share data)

Particulars	3 Months ended			Year ended	
	31/Mar/2024 (Audited) (refer note 8)	31/Dec/2023 (Unaudited)	31/Mar/2023 (Audited) (refer note 8)	31/Mar/2024 (Audited)	31/Mar/2023 (Audited)
1 Revenue from operations	154812	155364	181829	615140	631010
2 Other income	1555	2191	2157	6202	8041
Total income	156367	157555	183986	621342	639051
3 Expenses					
(a) Cost of materials consumed	178885	134587	183280	396845	395153
(b) Purchases of stock-in-trade	1663	1720	1272	5709	4624
(c) Changes in inventories of finished goods, stock-in-trade and work-in-progress	(102477)	(51137)	(79771)	(42610)	8872
(d) Excise duty on sale of goods	24599	24246	23573	93131	69326
(e) Employee benefits expense	10896	9669	9887	37481	34828
(f) Finance costs	1801	647	980	5550	5674
(g) Depreciation and amortisation expense	2694	2616	2447	10412	9348
(h) Other expenses	16686	16982	17261	61943	56615
Total expenses	134747	139330	158929	568461	584440
4 Profit/(loss) from continuing operations before share of profit/(loss) of associates and joint ventures, exceptional items and tax	21620	18225	25057	52881	54611
5 Share of profit/ (loss) of associates and joint ventures	54	(16)	-	18	1633
6 Profit/(loss) from continuing operations before exceptional items and tax	21674	18209	25057	52899	56244
7 Exceptional items (net) - income/ (expense)	-	-	-	-	140120
8 Profit/(loss) from continuing operations before tax	21674	18209	25057	52899	196364
9 Tax expense					
(a) Current tax	5224	4002	5330	12265	19741
(b) Deferred tax	346	467	696	1118	(2557)
Total tax expense	5570	4469	6026	13383	17184
10 Profit/(loss) from continuing operations after tax	16104	13740	19031	39516	179180
11 Profit/(loss) from discontinued operations	-	-	-	-	-
12 Tax expense of discontinued operations	-	-	-	-	-
13 Profit/ (loss) from discontinued operations (after tax)	-	-	-	-	-
14 Profit/(loss) for the period	16104	13740	19031	39516	179180
Profit/ (loss) for the period attributable to:					
(i) Owners of the Company	16104	13740	19031	39516	179180
(ii) Non-controlling interests	-	-	-	-	-
15 Other comprehensive income					
A (i) Items that will not be reclassified to profit or loss	1062	-	(485)	1062	(232)
A (ii) Income tax relating to items that will not be reclassified to profit or loss	110	-	(122)	110	(58)
B (i) Items that will be reclassified to profit or loss	18	5	151	83	(256)
B (ii) Income tax relating to items that will be reclassified to profit or loss	5	1	38	21	(55)
Other comprehensive income for the period, net of tax	965	4	(250)	1014	(375)
Other comprehensive income for the period, net of tax attributable to:					
(i) Owners of the Company	965	4	(250)	1014	(375)
(ii) Non-controlling interests	-	-	-	-	-
16 Total comprehensive income for the period	17069	13744	18781	40530	178805
Total comprehensive income for the period attributable to:					
(i) Owners of the Company	17069	13744	18781	40530	178805
(ii) Non-controlling interests	-	-	-	-	-
17 Paid up Equity Share Capital (face value ₹ 1/-)	2189	2189	2189	2189	2189
18 Other Equity				287901	264336
19 Earnings/ (loss) per share of ₹ 1/- each (not annualised for the quarters)					
(a) Basic (in ₹)	7.36	6.28	8.08	18.05	74.58
(b) Diluted (in ₹)	7.36	6.28	8.08	18.05	74.58

See accompanying notes to the consolidated financial results




TRIVENI ENGINEERING & INDUSTRIES LIMITED

Consolidated Audited Segment wise Revenue, Results, Assets and Liabilities for the Quarter and Year ended March 31, 2024

(₹ in lakhs)

Particulars	3 Months ended			Year ended	
	31/Mar/2024 (Audited) (refer note 8)	31/Dec/2023 (Unaudited)	31/Mar/2023 (Audited) (refer note 8)	31/Mar/2024 (Audited)	31/Mar/2023 (Audited)
1 Segment Revenue					
(a) Sugar & Allied Businesses					
Sugar	92751	102703	117092	385787	436195
Distillery	57280	54971	59184	220490	186553
	150031	157674	176276	606277	622748
(b) Engineering Businesses					
Power transmission	8818	7108	7318	29181	22525
Water	6632	5316	11480	24633	35217
	15450	12424	18798	53814	57742
(c) Others	4946	5105	4191	18211	15936
Total Segment revenue	170427	175203	199265	678302	696426
Less : Inter segment revenue	15615	19839	17436	63162	65416
Total Revenue from operations	154812	155364	181829	615140	631010
2 Segment Results					
(a) Sugar & Allied Businesses					
Sugar	15828	11992	16389	30560	30583
Distillery	4196	3742	6516	18086	21232
	20024	15734	22905	48646	51815
(b) Engineering Businesses					
Power transmission	3337	2646	2553	10709	7644
Water	1558	620	952	3141	2428
	4895	3266	3505	13850	10072
(c) Others	8	(9)	(157)	(67)	(801)
Total Segment results	24927	18991	26253	62429	61086
Less :					
(i) Finance costs	1801	647	980	5550	5674
(ii) Exceptional items (net) - (income)/expense	-	-	-	-	(140120)
(iii) Share of (profit)/loss of associates and joint ventures	(54)	16	-	(18)	(1633)
(iv) Other unallocable expenditure net of unallocable income	1506	119	216	3998	801
Total Profit/(loss) before tax	21674	18209	25057	52899	196364
3 Segment Assets					
(a) Sugar & Allied Businesses					
Sugar	313115	212482	264700	313115	264700
Distillery	101473	99458	88468	101473	88468
	414588	311940	353168	414588	353168
(b) Engineering Businesses					
Power transmission	22642	20929	21071	22642	21071
Water	34801	55315	57178	34801	57178
	57443	76244	78249	57443	78249
(c) Others	1186	1100	1123	1186	1123
Total Segment assets	473217	389284	432540	473217	432540
Add : Unallocable assets	38614	50035	12904	38614	12904
Total Assets	511831	439319	445444	511831	445444
4 Segment Liabilities					
(a) Sugar & Allied Businesses					
Sugar	30284	45422	36871	30284	36871
Distillery	8145	9051	6953	8145	6953
	38429	54473	43824	38429	43824
(b) Engineering Businesses					
Power transmission	7306	6503	5711	7306	5711
Water	16735	17542	21773	16735	21773
	24041	24045	27484	24041	27484
(c) Others	239	219	592	239	592
Total Segment liabilities	62709	78737	71900	62709	71900
Add : Unallocable liabilities	159032	77711	107019	159032	107019
Total Liabilities	221741	156448	178919	221741	178919




TRIVENI ENGINEERING & INDUSTRIES LIMITED

Consolidated Statement of Assets and Liabilities

(₹ in lakhs)

Particulars	As at 31/Mar/2024 (Audited)	As at 31/Mar/2023 (Audited)
ASSETS		
1 Non-current assets		
(a) Property, plant and equipment	150168	145441
(b) Capital work-in-progress	22570	2831
(c) Investment property	1214	1210
(d) Goodwill	68	68
(e) Other intangible assets	205	250
(f) Investments accounted for using equity method	268	-
(g) Financial assets		
(i) Investments	5248	616
(ii) Trade receivables	16106	17109
(iii) Loans	4	3
(iv) Other financial assets	2249	1538
(h) Deferred tax assets (net)	38	36
(i) Other non-current assets	4748	2145
	202886	171247
2 Current assets		
(a) Inventories	241993	199649
(b) Financial assets		
(i) Trade receivables	34470	39197
(ii) Cash and cash equivalents	7641	7201
(iii) Bank balance other than cash and cash equivalents	144	754
(iv) Loans	53	58
(v) Other financial assets	1599	1726
(c) Other current assets	23045	25612
	308945	274197
TOTAL - ASSETS	511831	445444
EQUITY AND LIABILITIES		
EQUITY		
(a) Equity share capital	2189	2189
(b) Other equity	287901	264336
	290090	266525
LIABILITIES		
1 Non-current liabilities		
(a) Financial liabilities		
(i) Borrowings	24879	22240
(ii) Lease liabilities	757	1228
(b) Provisions	1540	2219
(c) Deferred tax liabilities (net)	12123	10872
(d) Other non-current liabilities	3008	3394
	42307	39953
2 Current liabilities		
(a) Financial liabilities		
(i) Borrowings	116217	68890
(ii) Lease liabilities	540	569
(iii) Trade payables		
- total outstanding dues of micro enterprises and small enterprises	823	862
- total outstanding dues of creditors other than micro enterprises and small enterprises	34831	40606
(iv) Other financial liabilities	8575	7562
(b) Other current liabilities	12697	15948
(c) Provisions	4522	4429
(d) Current tax liabilities (net)	1229	100
	179434	138966
TOTAL- EQUITY AND LIABILITIES	511831	445444




TRIVENI ENGINEERING & INDUSTRIES LIMITED

Consolidated Statement of Cash Flows

(₹ in lakhs)

Particulars	Year ended 31-Mar-2024 (Audited)	Year ended 31-Mar-2023 (Audited)
Cash flows from operating activities		
Profit before tax	52899	196364
Adjustments for :		
Share of net (profit)/loss of associates and joint ventures accounted for using the equity method	(18)	(1633)
Depreciation and amortisation expense	10412	9348
Bad debts written off - trade receivables carried at amortised cost	157	434
Bad debts written off - other financial assets carried at amortised cost	11	999
Impairment loss allowance on trade receivables and other financial assets (net of reversals)	127	(1427)
Bad debts written off - non financial assets	24	12
Impairment loss allowance on non financial assets (net of reversals)	(28)	(46)
Provision for non moving/obsolete inventory (net of reversals)	55	(32)
Loss on sale/write off of inventory	11	52
Net fair value (gains)/losses on investments	3	(14)
Mark-to-market (gains)/losses on derivatives	53	76
Credit balances written back	(460)	(213)
Exceptional items - profit upon divestment in equity shares	-	(140120)
Unrealised (gains)/losses from changes in foreign exchange rates	(9)	14
Loss on sale/write off/impairment of property, plant and equipment	53	164
Net (profit)/loss on sale/redemption of investments	(9)	(10)
Interest income	(3571)	(5409)
Dividend income	(7)	(5)
Finance costs	5550	5674
Working capital adjustments :		
Change in inventories	(42410)	4017
Change in trade receivables	5433	(13155)
Change in other financial assets	320	(368)
Change in other assets	2638	(3605)
Change in trade payables	(5374)	6507
Change in other financial liabilities	(278)	(123)
Change in other liabilities	(3214)	5152
Change in provisions	(670)	(1763)
Cash generated from/(used in) operations	21698	60890
Income tax paid (net)	(11673)	(21146)
Net cash inflow/(outflow) from operating activities	10025	39744
Cash flows from investing activities		
Purchase of property, plant and equipment and intangible assets	(35656)	(23587)
Proceeds from sale of property, plant and equipment	96	40
Investments in joint ventures	(250)	-
Investments (other than subsidiaries, associates and joint ventures)	(3500)	-
Proceeds from disposal of investment in associate	-	159300
Proceeds from disposal/redemption of investments (other than subsidiaries, associates and joint ventures)	21	43
Purchase of investment property	(4)	-
Decrease/(increase) in deposits with banks	45	(311)
Interest received	3322	4780
Dividend received from associate	-	1095
Other dividends received	7	5
Net cash inflow/(outflow) from investing activities	(35919)	141365
Cash flows from financing activities		
Proceeds from long term borrowings	14229	7524
Repayments of long term borrowings	(16807)	(14534)
Increase/(decrease) in short term borrowings	52300	(58404)
Interest paid (other than on lease liabilities)	(5726)	(5604)
Payment of lease liabilities (interest portion)	(127)	(148)
Payment of lease liabilities (principal portion)	(563)	(1513)
Buy-back of equity shares	-	(80000)
Buy-back costs	(7)	(606)
Tax paid on buy-back of equity shares	-	(18116)
Dividend paid	(16965)	(4835)
Net cash inflow/(outflow) from financing activities	26334	(176236)
Net increase/(decrease) in cash and cash equivalents	440	4873
Cash and cash equivalents at the beginning of the year	7201	2328
Cash and cash equivalents at the end of the year	7641	7201




TRIVENI ENGINEERING & INDUSTRIES LIMITED

Notes to the Consolidated Audited Financial Results for the Quarter and Year ended March 31, 2024

1. The above financial results have been prepared in accordance with the principles and procedures of the Indian Accounting Standards ('Ind AS') notified under section 133 of the Companies Act, 2013, Companies (Indian Accounting Standards) Rules, 2015 (as amended) and relevant guidelines issued by the Securities and Exchange Board of India (SEBI).
2. In view of the seasonality of the Sugar Business, the performance results may vary from quarter to quarter.
3. The Company has acquired 25.43% paid-up equity share capital of Sir Shadi Lal Enterprises Limited (SSLEL) on March 11, 2024 from certain members of the promoter group of SSLEL, under a share purchase agreement dated January 30, 2024. With an intention to acquire control of the Company pursuant to and in compliance with Regulations 3(1) and 4 of the SEBI (Substantial Acquisition of Shares and Takeovers) Regulations, 2011, as amended, the Company has made an open offer on January 30, 2024 for acquisition of 26% of the outstanding paid-up equity share capital of SSLEL, which is in progress as at the year end.
4. Exceptional income of ₹ 140120 lakhs during the previous financial year represents profit on divestment of entire equity stake in an associate company, Triveni Turbine Limited.
5. The Board of Directors of the Company has recommended a final dividend of 125% (₹ 1.25 per equity share of the face value of ₹ 1 each) for the financial year 2023-24, which is subject to the shareholder's approval in the ensuing annual general meeting. During the year, the Company had paid an interim dividend of 225% (₹ 2.25 per equity share of the face value of ₹ 1 each) and a special dividend of 225% (₹ 2.25 per equity share of the face value of ₹ 1 each).
6. In compliance with the SEBI Circular No. SEBI/HODDHS/DDHS-RACPOD1/CIR/2023/172 dated October 19, 2023, applicable to large corporate borrowers, the details of the financial year ended March 31, 2024 are as under:

Sl. No.	Particulars	Amount (₹ in lakhs)
1	Outstanding qualified borrowings at the start of the financial year	29911
2	Outstanding qualified borrowings at the end of the financial year	27551
3	Highest credit rating of the Company related to the unsupported bank borrowings or plain vanilla bonds, which have no structuring / support built in	ICRA AA+
4	Incremental borrowing done during the year (qualified borrowing)	13500
5	Borrowings by way of issuance of debt securities during the year	Nil




7. The standalone audited financial results of the Company are available on the Company's website (www.trivenigroup.com), website of BSE (www.bseindia.com) and NSE (www.nseindia.com). Summarised standalone financial performance of the Company is as under :

(₹ in lakhs)

Particulars	3 Months ended			Year ended	
	31/Mar/2024 (Audited) (refer note 8)	31/Dec/2023 (Unaudited)	31/Mar/2023 (Audited) (refer note 8)	31/Mar/2024 (Audited)	31/Mar/2023 (Audited)
Income from operations	154752	155338	181770	614914	630690
Profit/(loss) before tax (after exceptional items)	21492	18144	24926	52399	213913
Profit/(loss) after tax (after exceptional items)	15982	13697	18958	39152	192401
Total comprehensive income	16947	13702	18708	40166	192082

8. The figures of the quarter ended March 31, 2024 and March 31, 2023 are the balancing figures between the audited figures in respect of the full financial year and the published unaudited year to date figures upto the third quarter of the respective financial year(s), which were subjected to a limited review by the Statutory Auditors of the Company.
9. The figures of the previous year under various heads have been regrouped to the extent necessary.
10. The above audited consolidated financial results of the Company for the quarter and year ended March 31, 2024 have been reviewed and recommended for adoption by the Audit Committee and approved by the Board of Directors of the Company at their respective meetings held on May 20, 2024. The results have been subjected to audit by the Statutory Auditors of the Company pursuant to Regulation 33 of the SEBI (Listing Obligations and Disclosure Requirements) Regulations, 2015, as amended, who have issued an unmodified opinion on the same.

For Triveni Engineering & Industries Limited



D Sawhney

Dhruv M. Sawhney
Chairman & Managing Director

Place : Noida

Date : May 20, 2024

TRIVENI ENGINEERING & INDUSTRIES LIMITED

Regd. Office : A-44, Hosiery Complex, Phase-II Extension, Noida, Uttar Pradesh - 201 305

Corp. Office : 8th Floor, Express Trade Towers, 15-16, Sector-16A, Noida, U.P - 201 301

Website : www.trivenigroup.com

CIN : L15421UP1932PLC022174

Statement of Consolidated Audited Financial Results for the Quarter and Year ended March 31, 2024

(₹ in lakhs, except per share data)

Particulars	3 Months ended		Year ended	
	31/Mar/2024 (Audited)	31/Mar/2023 (Audited)	31/Mar/2024 (Audited)	31/Mar/2023 (Audited)
Total Income from operations	154812	181829	615140	631010
Net Profit/(loss) for the period (before tax and Exceptional items)	21674	25057	52899	56244
Net Profit/(loss) for the period before tax (after Exceptional items)	21674	25057	52899	196364
Net Profit/(loss) for the period after tax (after Exceptional items)	16104	19031	39516	179180
Total comprehensive income for the period [Comprising Profit/(loss) for the period (after tax) and other comprehensive income (after tax)]	17069	18781	40530	178805
Equity share capital	2189	2189	2189	2189
Other equity			287901	264336
Earnings/(loss) per share of ₹ 1/- each (not annualised for the quarters)				
(a) Basic (in ₹)	7.36	8.08	18.05	74.58
(b) Diluted (in ₹)	7.36	8.08	18.05	74.58

Notes :

1. Summarised Standalone Audited Financial Performance of the Company is as under :

(₹ in lakhs)

Particulars	3 Months ended		Year ended	
	31/Mar/2024 (Audited)	31/Mar/2023 (Audited)	31/Mar/2024 (Audited)	31/Mar/2023 (Audited)
Total Income from operations	154752	181770	614914	630690
Profit/(loss) before tax (after exceptional items)	21492	24926	52399	213913
Profit/(loss) after tax (after exceptional items)	15982	18958	39152	192401
Total comprehensive income	16947	18708	40166	192082

2. The above is an extract of the detailed format of Financial Results for the quarter and year ended March 31, 2024 filed with the Stock Exchanges under Regulation 33 of the SEBI (LODR) Regulations, 2015. The full format of the Financial Results for the quarter and year ended March 31, 2024 are available on the websites of Stock Exchange(s) (www.bseindia.com and www.nseindia.com) and on the website of Company (www.trivenigroup.com).
3. The Board of Directors of the Company has recommended a final dividend of 125% (₹ 1.25 per equity share of the face value of ₹ 1 each) for the financial year 2023-24, which is subject to the shareholder's approval in the ensuing annual general meeting. During the year, the Company had paid an interim dividend of 225% (₹ 2.25 per equity share of the face value of ₹ 1 each) and a special dividend of 225% (₹ 2.25 per equity share of the face value of ₹ 1 each).

For Triveni Engineering & Industries Limited



[Handwritten Signature]

Place : Noida
Date : May 20, 2024

Dhruv M. Sawhney
Chairman & Managing Director